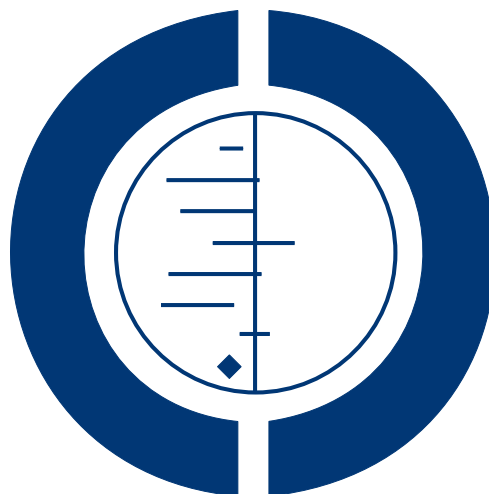


Effect of outpatient pharmacists' non-dispensing roles on patient outcomes and prescribing patterns (Review)

Nkansah N, Mostovetsky O, Yu C, Chheng T, Beney J, Bond CM, Bero L



**THE COCHRANE
COLLABORATION®**

This is a reprint of a Cochrane review, prepared and maintained by The Cochrane Collaboration and published in *The Cochrane Library* 2011, Issue 1

<http://www.thecochranelibrary.com>



Effect of outpatient pharmacists' non-dispensing roles on patient outcomes and prescribing patterns (Review)
Copyright © 2011 The Cochrane Collaboration. Published by John Wiley & Sons, Ltd.

TABLE OF CONTENTS

HEADER	1
ABSTRACT	1
PLAIN LANGUAGE SUMMARY	2
BACKGROUND	2
OBJECTIVES	3
METHODS	3
RESULTS	5
Figure 1.	7
Figure 2.	8
DISCUSSION	10
AUTHORS' CONCLUSIONS	11
ACKNOWLEDGEMENTS	12
REFERENCES	13
CHARACTERISTICS OF STUDIES	22
DATA AND ANALYSES	71
Analysis 2.2. Comparison 2 Pharmacist services targeted at patients versus the delivery of no comparable service, Outcome 2 Systolic Blood Pressure (mmHg).	82
Analysis 2.3. Comparison 2 Pharmacist services targeted at patients versus the delivery of no comparable service, Outcome 3 Diastolic Blood Pressure (mmHg).	83
Analysis 2.4. Comparison 2 Pharmacist services targeted at patients versus the delivery of no comparable service, Outcome 4 Decrease in HbA1C (%).	83
APPENDICES	85
FEEDBACK	87
WHAT'S NEW	87
HISTORY	88
CONTRIBUTIONS OF AUTHORS	88
DECLARATIONS OF INTEREST	88
SOURCES OF SUPPORT	88
NOTES	89
INDEX TERMS	89

[Intervention Review]

Effect of outpatient pharmacists' non-dispensing roles on patient outcomes and prescribing patterns

Nancy Nkansah², Olga Mostovetsky³, Christine Yu³, Tami Chheng³, Johnny Beney⁴, Christine M Bond⁵, Lisa Bero¹

¹Professor of Clinical Pharmacy & Health Policy, University of California San Francisco, San Francisco, California, USA. ²Clinical Pharmacy, University of California, San Francisco, Fresno, California, USA. ³Clinical Pharmacy, University of California, San Francisco, San Francisco, California, USA. ⁴Pharmacy, Institut Central des Hopitaux Valaisans, Sion, Switzerland. ⁵Department of General Practice and Primary Care, University of Aberdeen, Aberdeen, UK

Contact address: Lisa Bero, Professor of Clinical Pharmacy & Health Policy, University of California San Francisco, Suite 420, Box 0613, 3333 California Street, San Francisco, California, 94143-0613, USA. berol@pharmacy.ucsf.edu.

Editorial group: Cochrane Effective Practice and Organisation of Care Group.

Publication status and date: Edited (no change to conclusions), published in Issue 1, 2011.

Review content assessed as up-to-date: 17 January 2000.

Citation: Nkansah N, Mostovetsky O, Yu C, Chheng T, Beney J, Bond CM, Bero L. Effect of outpatient pharmacists' non-dispensing roles on patient outcomes and prescribing patterns. *Cochrane Database of Systematic Reviews* 2010, Issue 7. Art. No.: CD000336. DOI: 10.1002/14651858.CD000336.pub2.

Copyright © 2011 The Cochrane Collaboration. Published by John Wiley & Sons, Ltd.

ABSTRACT

Background

The roles of pharmacists in patient care have expanded from the traditional tasks of dispensing medications and providing basic medication counseling to working with other health professionals and the public. Multiple reviews have evaluated the impact of pharmacist-provided patient care on health-related outcomes. Prior reviews have primarily focused on in-patient settings. This systematic review focuses on services provided by outpatient pharmacists in community or ambulatory care settings. This is an update of the Cochrane review published in 2000.

Objectives

To examine the effect of outpatient pharmacists' non-dispensing roles on patient and health professional outcomes.

Search methods

This review has been split into two phases. For Phase I, we searched the Cochrane Effective Practice and Organisation of Care (EPOC) Group Specialised Register (January 1966 through March 2007). For Phase II, we searched MEDLINE/EMBASE (January 1966 through March 2008). The Phase I results are reported in this review; Phase II will be summarized in the next update.

Selection criteria

Randomized controlled trials comparing 1. Pharmacist services targeted at patients versus services delivered by other health professionals; 2. Pharmacist services targeted at patients versus the delivery of no comparable service; 3. Pharmacist services targeted at health professionals versus services delivered by other health professionals; 4. Pharmacist services targeted at health professionals versus the delivery of no comparable service.

Data collection and analysis

Two authors independently reviewed studies for inclusion, extracted data, and assessed risk of bias of included studies.

Main results

Forty-three studies were included; 36 studies were pharmacist interventions targeting patients and seven studies were pharmacist interventions targeting health professionals. For comparison 1, the only included study showed a significant improvement in systolic blood pressure for patients receiving medication management from a pharmacist compared to usual care from a physician. For comparison 2, in the five studies evaluating process of care outcomes, pharmacist services reduced the incidence of therapeutic duplication and decreased the total number of medications prescribed. Twenty-nine of 36 studies reported clinical and humanistic outcomes. Pharmacist interventions resulted in improvement in most clinical outcomes, although these improvements were not always statistically significant. Eight studies reported patient quality of life outcomes; three studies showed improvement in at least three subdomains. For comparison 3, no studies were identified meeting the inclusion criteria. For comparison 4, two of seven studies demonstrated a clear statistically significant improvement in prescribing patterns.

Authors' conclusions

Only one included study compared pharmacist services with other health professional services, hence we are unable to draw conclusions regarding comparisons 1 and 3. Most included studies supported the role of pharmacists in medication/therapeutic management, patient counseling, and providing health professional education with the goal of improving patient process of care and clinical outcomes, and of educational outreach visits on physician prescribing patterns. There was great heterogeneity in the types of outcomes measured across all studies. Therefore a standardized approach to measure and report clinical, humanistic, and process outcomes for future randomized controlled studies evaluating the impact of outpatient pharmacists is needed. Heterogeneity in study comparison groups, outcomes, and measures makes it challenging to make generalised statements regarding the impact of pharmacists in specific settings, disease states, and patient populations.

PLAIN LANGUAGE SUMMARY

Non-traditional roles of outpatient pharmacists.

The role of pharmacists in the community includes more than dispensing medications. It involves identifying, preventing, and resolving drug-related problems, as well as encouraging proper use of medications and general health promotion and education.

This review found forty-three studies which evaluated non-traditional roles of pharmacists. In general, the data included in this review supported the roles of pharmacists in patient counseling, therapeutic management, and providing health professional education with the goal of improving patient process of care and clinical outcomes. Non-traditional roles of outpatient pharmacists improves health care outcomes. The data show that educational outreach visits may impact physician prescribing patterns.

BACKGROUND

In the past three decades, the roles of pharmacists in patient care have expanded from the traditional tasks of dispensing medications to working with other health professionals and the public. Multiple systematic reviews and meta-analyses have evaluated the impact of pharmacist-provided patient care on health-related outcomes (Machado 2007a; Machado 2007b). It is important to conduct systematic reviews in this area because both the results and quality of the original studies vary. Thus, a rigorous review enables us to assess the best available evidence on the effects of pharmacist interventions.

The systematic reviews conducted thus far have focused on care

rendered in specific practice settings (for example, ambulatory care, community pharmacy, acute care, long-term/intermediate care) (Beney 2000; Blenkinsopp 2003; Christensen 2006; Horn 2006; Kaboli 2006; Kane 2003; Royal 2006; Singhal 1999; Tully 2000; Van Wijk 2005; Westerlund 2006), to specific patient populations (for example, geriatric, pediatric) (Hanlon 2004; Holland 2008; Rollason 2003; Sanghera 2006; van Eijken 2003), and in specified therapeutic areas (for example, anticoagulation, antibiotic utilization, asthma, diabetes, depression, heart failure, hypertension, immunizations, mental health, Parkinson's disease, tobacco cessation) (Dent 2007; Donovan 2006; Finley 2003; Hogue 2006; Holland 2005; Jenkins 1996; Lindenmeyer 2006; Machado

2007a; Machado 2007b; Manley 2002; McLean 2005; Ponniah 2007; Simonson 2007; von Gunten 2007). A few reviews have been conducted to evaluate the impact of pharmacist-provided care on specific health outcome criteria (for example, humanistic) (Pickard 1999; Pickard 2006; Schumock 1996; Schumock 2003). Although there is some overlap in the focus of previous reviews, there are also gaps in the types of interventions assessed (for example, pharmacist-care provided to socio-economically, ethnically, or linguistically diverse patient populations or patients with low health literacy). To our knowledge, there are no comprehensive systematic reviews thoroughly evaluating randomized controlled trials studying the impact of pharmacist-provided care in outpatient practice settings.

Because the impact of pharmacist-provided services in the hospital setting has been well-studied, this systematic review focused on services provided by outpatient pharmacists in community or ambulatory care settings. This review encompassed all outpatient pharmacist services targeted toward patients and health professionals, as well as all types of clinical disease states and health care process measures. This was an update to the previous Cochrane systematic review (Beney 2000) that incorporated the studies that have been published since 2000 as well as studies not included in the original review.

OBJECTIVES

The objective of this review was to examine the effect of outpatient pharmacists' roles on patient and health professional outcomes. Relevant health professional outcomes or healthcare practice measures included changes in prescribing patterns (for example, appropriateness of or prescribing, therapeutic duplication) and disease control (for example, disease-specific test ordering). Relevant patient outcomes included changes in clinical disease markers (for example, blood pressure) and humanistic quality of life outcomes.

We examined the following main hypotheses:

1. Does the delivery of patient-targeted services by pharmacists improve patient or health professional outcomes compared to the delivery of the same services by other health professionals?
2. Does the delivery of patient-targeted services by pharmacists improve patient or health professional outcomes compared to the delivery of no comparable services?
3. Does the delivery of health professional-targeted services by pharmacists improve patient or health professional outcomes compared to the delivery of the same services by other health professionals?
4. Does the delivery of health professional-targeted services by pharmacists improve patient or health professional outcomes compared to the delivery of no comparable services?

To test the above hypotheses, we examined the following comparisons.

1. Pharmacist services targeted at patients versus services delivered by other health professionals.
2. Pharmacist services targeted at patients versus the delivery of no comparable services.
3. Pharmacist services targeted at health professionals versus services delivered by other health professionals.
4. Pharmacist services targeted at health professionals versus the delivery of no comparable services.

METHODS

Criteria for considering studies for this review

Types of studies

Study designs that meet Effective Practice and Organization of Care Group (EPOC) inclusion criteria are randomized controlled trial (RCT), controlled clinical trial (CCT), controlled before and after study (CBA) and interrupted time series (ITS). In this area of research, it has historically been challenging to identify a substantial number of RCTs in the literature. In the original review and 2000 update, all study designs mentioned above were included. Due to the substantial increase in the number of published RCTs studying the effect of pharmacists' interventions on patient and health professional outcomes, we limited the current update to RCT study designs.

We included RCTs randomizing:
patients;
pharmacists;
practices (pharmacies or medical clinics); or
geographical areas.

Types of participants

The participants for all comparative studies we included in this review were pharmacists (or pharmacies) who deliver services in outpatient settings other than, or in addition to, drug compounding and dispensing. We excluded studies involving services to patients in hospitals or skilled nursing facilities. We included studies of pharmacists delivering services to outpatients in a clinic attached to a hospital or a day hospital.

Types of interventions

The types of interventions we included were any services delivered by pharmacists other than drug compounding and dispensing. When available we collected additional data on the content of each intervention including recipients, format, source, timing, setting, and cost.

Types of outcome measures

We included studies only if 1) reported primary outcomes were objective with respect to measurement of health care process measures or patient outcomes and 2) relevant and interpretable data were presented. We therefore excluded subjective outcomes (for example, self-reporting of symptoms, medication knowledge, satisfaction with pharmacist services) or outcomes for which reporting was incomplete (for example no numerical values reported, no baseline data provided). To minimize reporting bias, we excluded outcomes that were not primary. For studies that did not explicitly report which outcomes were primary, we included all objective and relevant outcomes.

We excluded adherence outcomes because there is another Cochrane review that assessed interventions to improve adherence (Haynes 2008). We also excluded resource-utilization and cost outcomes because these endpoints were recently assessed in another systematic review (Perez 2009).

Search methods for identification of studies

When the original review was performed, there were few randomized controlled trials evaluating non-dispensing roles of outpatient pharmacists. Studies were identified by electronically searching the EPOC Specialised Register, MEDLINE, EMBASE, PHARM-LINE and International Pharmaceutical Abstracts from January 1, 1966 through December, 1995. Professional librarians were consulted to advise on a broad search strategy for each database. In MEDLINE, broad searches using the MeSH headings 'pharmacy' and 'pharmacist' and each of the following publication types 'randomized controlled trial', 'controlled clinical trial', 'comparative study', 'follow up study', 'prospective study', and 'evaluation study' were performed.

The following journals were hand searched: *American Journal of Hospital Pharmacy* (1985 through 1995), *International Journal of Pharmacy Practice Research* (1987 through 1995), *Journal of Social and Administrative Pharmacy* (1987 through 1995), *Scanner* (a pharmacy abstract journal) (1987 through 1995), and *The Pharmaceutical Journal* (1960 through 1997). *The Pharmacy Practice Research Literature Index* (1984 through 1994) compiled by Peter Abel and published by the UK Pharmacy Practice Research Resource Centre, University of Manchester, England, was also searched.

The reference lists of trials identified for the review, as well as other review articles on the extended roles of pharmacists, were checked.

Non-English language publications, if found, were to be included in the review.

An attempt was made to identify unpublished studies and works in progress by searching, for 1990 through 1995, the published abstracts of the annual meetings of the American Society of Hospital Pharmacists, Health Service and Pharmacy Practice Research Conference (UK), Pharmacy Practice Research Sessions of the Royal Pharmaceutical Society of Great Britain Annual Conference, and proceedings of the UK Clinical Research Association.

For the 2000 update, relevant studies were located by searching the EPOC Specialised Register, electronically searching MEDLINE, and ongoing handsearching of the *International Journal of Pharmacy Practice Research* and *The Pharmaceutical Journal*.

Given the significant increase in publications in this area over the past several years, we split the search for this update. We will complete this update in two phases. Phase I (the current update) consists of studies identified in prior versions of this review and studies identified in the EPOC Specialised Register search (January 1966 through March 2007). Phase II (in progress) will include studies identified in prior versions of this review, the Phase I update, and studies identified through a MEDLINE and EMBASE (January 1966 through March 2008) search. Specific search criteria are included in [Appendices](#).

Data collection and analysis

Selection of studies

Two review authors independently selected the trials to be included in the review. We resolved disagreements by discussion of the articles by at least two of the authors of the review.

Data extraction and management

We collected data using the EPOC Data Extraction Checklist. To streamline the data collection process, we built an online database on the Quesgen platform using the Data Extraction Checklist questionnaire. Two review authors independently extracted data for each study with a focus on outcomes and characteristics aimed at reducing bias. We discussed and reconciled differences in coding.

Assessment of risk of bias in included studies

Two review authors independently assessed the risk of bias of all studies eligible for the review using the EPOC Data Extraction Checklist. We adjudicated discrepancies by discussion of the studies. We assessed allocation concealment, blinding, follow-up of patients or health professionals (when applicable), baseline measurement, reliability of outcome measures, and protection against

contamination. For included studies, the risk of bias characteristics are described in the [Characteristics of included studies](#) table. We identified studies with unit of analysis errors. No pooled data included unit of analysis errors.

Measures of treatment effect

We reported results for baseline (pre-intervention) and end-of-study (post-intervention) periods if available (see 'Outcomes Table' under [Data and analyses](#)). Where possible, we calculated pre-post intervention differences for each outcome for control and intervention groups, and the difference of pre-post intervention change between study groups (result interval). In all cases, we reported a more favorable outcome in the intervention group as a positive finding (that is where changes from baseline are in the intended direction) and vice versa as a negative finding. For quality of life outcomes, we did not report raw data for each quality of life domain; instead we listed each domain measured under the 'primary outcomes' column in the 'Outcomes Table' (under [Data and analyses](#)) and indicated in the 'significance' column which domains were significantly improved in intervention versus control groups during the course of the study. All outcomes included in this review are listed under the [Characteristics of included studies](#) and [Data and analyses](#) tables.

Assessment of heterogeneity

Among the included studies, there was great heterogeneity in comparison groups, intervention type, outcomes assessed, duration of intervention, length of follow-up, and measurement used for outcomes.

We attempted to perform a meta-analysis by subgrouping studies based on clinical disease state and outcome type. Unfortunately, there were insufficient data across the 43 included trials to perform subgroup analyses on all disease states.

There was a high degree of heterogeneity in the types of outcomes measured for each disease state. For example, in the four studies assessing disease control in patients with depression, one study used Brief Inventory of Depressive Symptoms (BIDs), Beck Depression Inventory (BDI), and Work and Social Disability Scale (WSDS) (Finley 2003), one study used BDI (Rickle 2005) and two studies used the self-rating Hopkins Symptom Checklist (SCL) (Brook 2003b; Capoccia 2004). Due to the different outcome measures and measurement units, we were unable to pool these outcomes into one analysis. The same issue was present in studies targeting patients with asthma, chronic obstructive pulmonary disease (COPD), heart failure, hyperlipidemia and anticoagulation therapy. In these cases, we were unable to perform a meta-analysis due to the reasons described above, as well as the small number of studies performed with these disease states. We present data separately for each of these studies.

Subgroup analysis and investigation of heterogeneity

For studies measuring blood pressure and glycosylated hemoglobin (HbA1C), we collected enough data points to potentially perform a pooled analysis. Although these groups of studies were comparable in terms of disease state studied and outcomes assessed, there was variability in intervention type and length of follow-up. To minimize heterogeneity in these pooled analyses, we included in the meta-analysis only studies with similar disease state, intervention type, and length of study.

Performing a pooled analysis for continuous outcomes requires pre- and post- means and standard deviations for outcome measures for both control and intervention groups. Reporting of standard deviations was incomplete; only three of the seven studies measuring systolic and diastolic blood pressures and one of the five studies measuring HbA1C reported standard deviations.

We considered two methods to yield a standard deviation for data pooling purposes: 1) calculating a standard deviation from a P value and 2) imputation (using the standard deviation reported in other studies included in the analysis). Standard deviations derived from P values resulted in a high degree of study heterogeneity ($I^2 > 80\%$). Imputation had the least effect on study heterogeneity ($I^2 = 0$). Given these observations, we chose the imputation method.

RESULTS

Description of studies

See: [Characteristics of included studies](#); [Characteristics of excluded studies](#).

The prior update to this review (Beney 2000) identified 25 studies that met inclusion criteria. Six of the 25 included studies were pre-post designs, controlled by a separate site (Cody 1998; Lai 1998; Peterson 1995; Peterson 1997; Schaffner 1983; Tamai 1987), two were quasi randomized controlled trials (Erickson 1997; McKenney 1973), and the remainder were randomized controlled trials.

In Phase I of this update, we identified 107 publications that met our search criteria. Of these, 64 were excluded from the final analysis (see [Characteristics of excluded studies](#) and [Excluded studies](#)). All included studies were randomized controlled trials. One study was a before-and-after pragmatic randomized controlled trial (Hall 2001).

Characteristics of interventions

For study details see the [Characteristics of included studies](#) table. Of the 43 included studies, seven studied pharmacist interventions targeted at health professionals (Diwan 1995; Freemantle 2002; Hall 2001; Ilett 2000; Stergachis 1987; Turner 2000; Watson

2001) and 36 reported on pharmacist interventions targeted at patients. In 11 of the 36 studies targeted at patients, the pharmacist intervention also targeted health professionals (Borenstein 2003; Choe 2005; Gattis 1999; Hanlon 1996; Jackson 2004; Mehos 2000; Sadik 2005; Schneider 1982; Sookaneknun 2004; Taylor 2003; Tsuyuki 2002). In most of these studies, pharmacists provided: a) oral or written recommendations to physicians regarding therapy modifications or resolution of medication-related problems and b) multiple follow-up visits with patients spanning several months (range: 1 month to 12 months). All but one of the included studies compared pharmacist services targeted at patients or health professionals versus provision of no comparable services (or usual care). One study (Hawkins 1979) compared pharmacist services with services provided by other health professionals. Eight of the 43 studies were randomized by clinical practice or region, with the remainder randomizing by individual patient or health professional.

In all seven studies targeted at health professionals, pharmacists conducted educational outreach visits at physician practices to promote guideline-based prescribing for certain medication classes including antibiotics (Ilett 2000) and nonsteroidal anti-inflammatory drugs (NSAIDs) (Freemantle 2002; Stergachis 1987; Watson 2001), and for certain disease states including *Helicobacter pylori* infection (Hall 2001), heart failure (Freemantle 2002; Turner 2000), and cardiovascular disease (Diwan 1995). Overall, pharmacists conducted one or two visits lasting 10 to 15 minutes within a study period ranging from 3 months to 24 months. Educational outreach visits are the focus of a Cochrane review (O'Brien 2007). This review evaluated all but two (Stergachis 1987; Turner 2000) of the seven studies identified above.

In 8 of 36 studies targeted at patients, the main focus of the pharmacist intervention was patient education (Barbanel 2003; Brook 2003a; Gonzalez-Martin 2003; Goodyer 1995; Paulos 2005; Rickles 2005; Sarkadi 2004; Van Veldhuizen 1995). One study evaluated the effect of home blood pressure monitoring on blood pressure control with the pharmacist providing telephone follow-up to assess blood pressures and response to therapy (Mehos 2000). In the rest of the patient-targeted studies, pharmacist interventions were complex and commonly involved pharmaceutical therapy management consisting of pharmaceutical therapy optimization, monitoring of disease control and adverse drug reactions, identification of drug-drug interactions, compliance assessment, and patient education. Twenty-two studies took place in outpatient medical clinics, ten studies took place in community pharmacies (Barbanel 2003; Brook 2003a; Cody 1998; Park 1996; Paulos 2005; Rickles 2005; Sarkadi 2004; Sookaneknun 2004; Tsuyuki 2002; Weinberger 2002), one study took place at a home care agency (Meredith 2002), and two studies involved hospital pharmacists following recently discharged patients at home (Jackson 2004; Peterson 2004). The duration of the intervention ranged from 14 to 120 minutes with 1 to 22 intervention events conducted over the study period of 6 weeks to 23 months. Post-in-

tervention follow-up was performed in two trials to assess duration of intervention effect after the studies were completed (Odegard 2005; Sarkadi 2004).

In most patient-targeted studies, controls were 'usual care' groups in which patients continued to receive standard care from primary care health professionals; the usual care differed from the service provided by the pharmacist to the intervention group. In three of the seven studies targeting health professionals, control groups received no intervention (Diwan 1995; Ilett 2000; Turner 2000). In two of the other health professional-targeted studies, control groups received a non-pharmacist intervention. In one study, the control group received a non-targeted intervention (Freemantle 2002), and in the other study, the control group received mailed practice guidelines, but not the educational outreach visit by the pharmacist (Hall 2001). Two studies had more than one control group (Watson 2001; Weinberger 2002). In the first study, which targeted health professionals to study the effect of an intervention composed of mailed practice guidelines and education outreach visits by the pharmacist, the first control group received no intervention while the second control group received mailed practice guidelines (Watson 2001). In the second trial, which targeted patients with asthma and COPD, the first control group received usual care while the second control group received home peak flow monitors but not follow-up by the pharmacist (Weinberger 2002).

Characteristics of health professionals delivering the intervention

In all studies, interventions were performed by either practicing pharmacists, pharmacy residents, or doctor of pharmacy students. In most studies, 1 to 4 pharmacists performed the intervention, but some studies involved more than 10 pharmacists across multiple practices (Bond 2000; Brook 2003b; Diwan 1995; Freemantle 2002; Malone 2001; Rickles 2005).

Target population

In six of seven studies targeted at health professionals, participants were selected based on location. Two studies selected participants from general practices within one or more health authorities (Freemantle 2002; Hall 2001) and four studies selected participants within a specific region (Diwan 1995; Ilett 2000; Stergachis 1987; Turner 2000). In one of seven studies, participating practices were selected based on their use of a specific computer system (Watson 2001).

Of the 36 studies targeting patients, 27 studies selected participants based on the clinical disease state; some studies included patients from more than one disease state. The following clinical disease states were represented across the included studies: asthma (Barbanel 2003; Gonzalez-Martin 2003; Weinberger 2002), COPD (Solomon 1998; Weinberger 2002), depression (Brook 2003a; Capoccia 2004; Finley 2003, Rickles 2005), diabetes (Choe 2005; Clifford 2005; Hawkins 1979; Jaber 1996;

Odegard 2005; Sarkadi 2004; Van Veldhuizen 1995), heart failure (Gattis 1999; Goodyer 1995), hyperlipidemia (Bogden 1997; Paulos 2005; Peterson 2004; Tsuyuki 2002) and hypertension (Borenstein 2003; Hawkins 1979; Mehos 2000; Okamoto 2001; Park 1996; Schneider 1982; Solomon 1998; Sookaneknun 2004). Additionally, five studies selected participants based on characteristics other than the clinical disease state; these studies focused on patients with high risk of medication related problems (Malone 2001; Taylor 2003), home care patients (Meredith 2002), patients with repeat prescriptions (Bond 2000), and patients on warfarin therapy (Jackson 2004).

The number of participants ranged from 21 to 6000 patients and 17 to 112 health professionals. Nine studies included fewer than

50 participants, 14 studies had between 50 and 100 participants, 12 studies had between 101 and 500 participants and eight studies had more than 500 participants. One study targeted pediatric patients (Gonzalez-Martin 2003) and the rest of the studies targeted adults, with nine studies focusing on elderly patients 65 years of age and older.

Risk of bias in included studies

Characteristics aimed at reducing bias are listed in the 'risk of bias' table under each study table in the [Characteristics of included studies](#) section. See [Figure 1](#) and [Figure 2](#) for graphic representations of the data presented below.

Figure 1. Risk of bias graph: review authors' judgements about each risk of bias item presented as percentages across all included studies.

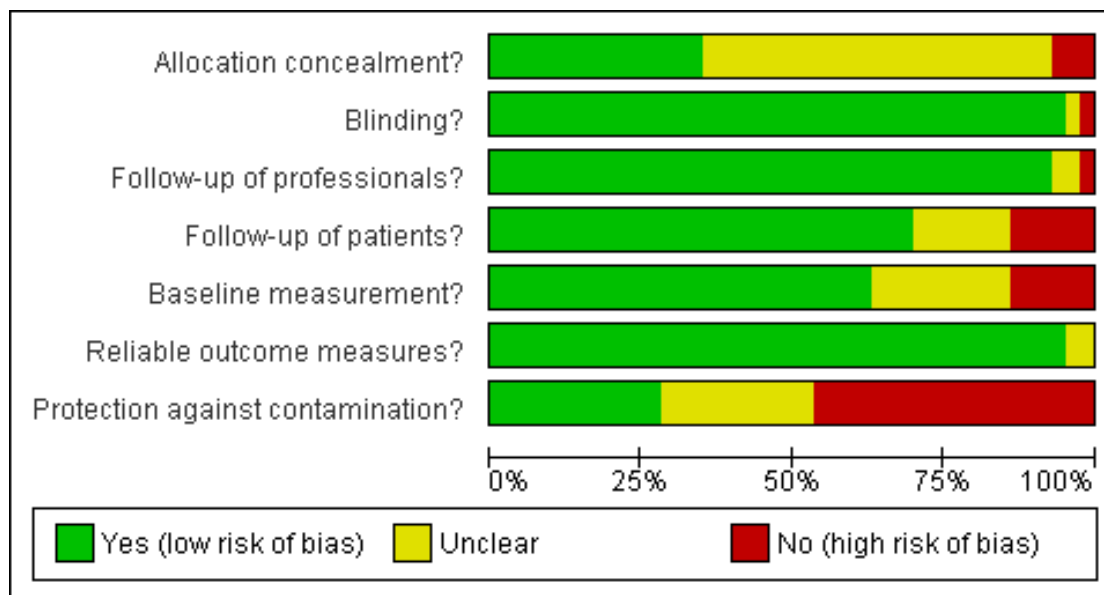


Figure 2. Risk of bias summary: review authors' judgements about each risk of bias item for each included study.

	Allocation concealment?	Blinding?	Follow-up of professionals?	Follow-up of patients?	Baseline measurement?	Reliable outcome measures?	Protection against contamination?
Barbanel 2003	?	+	+	+	+	+	?
Bogden 1997	+	+	+	+	+	+	?
Bond 2000	+	+	+	+	?	+	+
Borenstein 2003	?	+	+	+	+	+	+
Brook 2003a	+	+	+	+	+	+	?
Capoccia 2004	+	+	+	+	+	+	+
Choe 2005	?	+	?	+	+	+	+
Clifford 2005	+	+	?	+	+	+	?
Cody 1998	?	+	+	?	?	?	+
Diwan 1995	+	+	+	+	?	+	+
Finley 2003	?	+	+	+	+	+	+
Freemantle 2002	+	+	+	+	?	+	+
Gattis 1999	+	+	+	?	+	+	+
Gonzalez-Martin 2003	?	+	+	+	+	+	+
Goodyer 1995	?	+	+	+	+	+	?
Hall 2001	+	?	+	+	?	+	+
Hanlon 1996	?	+	+	+	+	+	+
Hawkins 1979	?	+	+	+	+	+	?
Ilett 2000	?	+	+	+	+	+	?
Jaber 1996	?	+	+	+	+	+	+
Jackson 2004	+	+	+	+	+	+	+
Jameson 1995	+	+	+	+	+	+	+
Malone 2001	+	+	+	+	+	+	+
Mehos 2000	?	+	+	+	+	+	+
Meredith 2002	+	+	+	+	+	+	+
Odegard 2005	?	+	+	+	+	+	+
Okamoto 2001	?	+	+	?	+	+	+
Park 1996	?	+	+	?	+	+	+
Paulos 2005	?	+	+	?	?	+	+
Peterson 2004	+	+	+	+	+	+	+
Rickles 2005	?	+	+	+	+	+	+
Sadik 2005	?	+	+	+	+	+	+
Sarkadi 2004	+	+	+	?	+	?	?
Schneider 1982	?	+	+	?	?	+	+
Solomon 1998	+	+	+	?	+	+	+
Sookaneknun 2004	?	+	+	+	+	+	+
Stergachis 1987	?	+	+	+	+	+	?
Taylor 2003	?	+	+	+	+	+	+
Tsuyuki 2002	+	+	+	+	+	+	?
Turner 2000	?	+	+	+	?	+	+
Van Veldhuizen 1995	?	+	+	+	?	+	?
Watson 2001	?	+	+	+	+	+	+
Weinberger 2002	+	+	+	+	+	+	+

There were no major differences in the risk of bias of studies targeted at patients versus studies targeted at health professionals. Three of 43 studies had no risk of bias (Malone 2001; Meredith 2002; Peterson 2004). Only 15 of 43 studies adequately concealed allocation. Adequate follow-up of patients or health professionals (depending on target subject of study) was done in 27 of 43 studies. Baseline measures of primary outcomes were performed and were similar between intervention versus control groups in 27 of 43 studies, and protection against contamination was adequate in 12 of 43 studies. Because we only included objective primary outcomes in our review, most studies (41) were coded as having reliable outcomes and blinded assessment of outcomes. Four studies had a unit of analysis mismatch. Of the four studies, three did not correct for clustering in the study analyses (Freemantle 2002; Turner 2000; Weinberger 2002). In two of these studies, the unit of allocation was practice while the unit of analysis was patient (Turner 2000; Weinberger 2002) and in the third study, unit of allocation was health authority while unit of analysis was practice (Freemantle 2002). One study corrected for clustering in the analysis (Bond 2000).

Effects of interventions

All included outcomes are listed under the [Characteristics of included studies](#) and [Data and analyses](#) sections.

Comparison 1. Pharmacist services targeted at patients versus services delivered by other health professionals

For detailed descriptions of outcomes see [Analysis 1.1](#).

One study evaluating the effect of pharmacist directed medication management versus physician medication management showed a small, but statistically significant increase in systolic blood pressure in the intervention group (-2mmHg in intervention group versus 2mmHg in control group). No statistically significant difference was noted in diastolic blood pressure and blood glucose levels (Hawkins 1979).

Comparison 2. Pharmacist services targeted at patients versus the delivery of no comparable service

For detailed descriptions of outcomes see [Analysis 2.1](#), [Analysis 2.2](#), [Analysis 2.3](#), [Analysis 2.4](#).

Five of the 36 studies targeting patients reported process of care outcomes (Bond 2000; Jameson 1995; Meredith 2002; Taylor 2003; Tsuyuki 2002). These studies measured the effect of pharmacist interventions on prescribing, with one study showing improvement in eliminating therapeutic duplication (Meredith 2002), three studies showing a decrease in the total number of medications prescribed (Bond 2000; Jameson 1995; Taylor 2003), and one study showing an improvement in testing and statin prescribing for patients with hyperlipidemia (Tsuyuki 2002). Despite

showing improvement in therapeutic duplication, Meredith et al were unable to demonstrate improvement for overall, cardiovascular, NSAID and psychotropic medication use.

Twenty-nine of the 36 studies targeting patients reported clinical and humanistic patient outcomes (including one study which reported process of care outcomes mentioned above (Taylor 2003)). Pharmacist interventions resulted in improvement in most clinical outcomes, although these improvements were not always statistically significant. A meta-analysis was performed on studies with similar disease state, outcome, type of pharmacist intervention, duration of intervention, and length of follow-up. Hypertension and diabetes were the only disease states with a sufficient number of studies of comparable design; thus meta-analyses were performed only on studies evaluating these disease states.

Seven studies demonstrated improvement in systolic blood pressure ranging from 3.8 mmHg to 12.3 mmHg (Borenstein 2003; Mehos 2000; Okamoto 2001; Park 1996; Schneider 1982; Solomon 1998; Sookaneknun 2004), with two of these studies showing an increase in the proportion of patients controlled for blood pressure (Borenstein 2003; Sookaneknun 2004). Four of the seven hypertension studies (Mehos 2000; Okamoto 2001; Solomon 1998; Sookaneknun 2004) were included in a meta-analysis; these studies yielded an effect size of -6.32 mmHg (95% confidence interval (CI) -8.8 to -3.83) for systolic blood pressure and -3.12 (95% CI -4.57 to -1.67) for diastolic blood pressure ($P < 0.001$ for both measures).

Seven studies targeted diabetic patients (Choe 2005; Clifford 2005; Hawkins 1979; Jaber 1996; Odegard 2005; Sarkadi 2004; Van Veldhuizen 1995). Three of the five studies that assessed HbA1c demonstrated significant improvements in HbA1c between 0.5% and 2.1% (Choe 2005; Clifford 2005; Jaber 1996). Two of the three studies that assessed blood glucose levels demonstrated improvements in blood glucose between 7 mg/dL and 15 mg/dL compared to control (Jaber 1996; Van Veldhuizen 1995). Two comparable studies were included in a meta-analysis (Choe 2005; Clifford 2005); these studies yielded an effect size of -0.75% for HbA1c ($P = 0.03$; 95% CI -1.41 to -0.09).

Three trials (Bogden 1997; Paulos 2005; Peterson 2004) targeting patients with hyperlipidemia demonstrated reductions in total cholesterol (-15.47 mg/dl to -37 mg/dl), triglyceride levels (-50.5 mg/dl), and the proportion of patients with decreased cholesterol and triglyceride levels. It was not clear, however, whether these findings were statistically significant in two of the three studies (Paulos 2005; Peterson 2004). The improvement in total cholesterol was significant in women in one study (Bogden 1997). In three studies evaluating heart failure patients, pharmacist interventions were effective in decreasing all-cause mortality (odds ratio = 0.22, $P < 0.05$) (Gattis 1999), increasing mean distance walked in a two-minute test (16.1 meters in intervention group versus -

3.6 meters in control group) (Sadik 2005), and increasing mean distance walked in 6 min/distance till breathless (21 meters in intervention group versus -22 meters in control group) (Goodyer 1995). In patients with asthma, pharmacist interventions significantly improved asthma symptom score on the North of England asthma scale (-6.0 in intervention group versus 0.3 in control group) (Barbanel 2003), but did not significantly improve forced expiratory volume in one second (FEV1) (0.07 in intervention group versus 0.17 in control group) and forced vital capacity (FVC) (0.07 in intervention group versus 0.19 in control group) spirometry testing (Gonzalez-Martin 2003). One study examined anticoagulation, diabetes, dyslipidemia, and hypertension control in patients with a high risk of medication related problems and found a significant increase in the proportion of patients at goal for these conditions as a result of the pharmacist intervention (Taylor 2003). In one study targeting patients on warfarin therapy, the pharmacist intervention resulted in a decreased incidence of total bleeding and improved anticoagulation control (67% of intervention group versus 41% of control group with a therapeutic international normalized ratio (INR)) although the median INR was not shown to be significantly different between the intervention and control groups (Jackson 2004). Pharmacist interventions did not result in significant improvements in clinical outcomes for patients with COPD (Solomon 1998; Weinberger 2002) and depression (Brook 2003a; Capoccia 2004; Finley 2003; Rickles 2005).

Eight of the 36 studies that reported patient outcomes collected data on quality of life outcomes using SF-36 and other questionnaires (Cody 1998; Gonzalez-Martin 2003; Hanlon 1996; Malone 2001; Okamoto 2001; Sadik 2005; Solomon 1998; Taylor 2003). Three studies showed improvement in three or more quality of life subdomains in patients with asthma (Gonzalez-Martin 2003), heart failure (Sadik 2005) and high risk of medication related problems (Malone 2001).

Comparison 3: Pharmacist services targeted at health professionals versus services delivered by other health professionals

None included.

Comparison 4: Pharmacist services targeted at health professionals versus delivery of no comparable service

For detailed descriptions of outcomes see [Analysis 3.1](#).

In all seven studies targeting health professionals, the effect of the intervention was measured by changes in prescribing of specific medications for specific disease states. In one study, educational outreach visits by a pharmacist to promote guideline-based prescribing for two of four disease states (aspirin as antiplatelet therapy, angiotensin converting enzyme inhibitors (ACEIs) in heart

failure, NSAIDs in osteoarthritis pain, antidepressants for depression) resulted in a statistically significant 5.2% increase in overall guideline adherence (Freemantle 2002). In one study, the number of total antibiotic prescriptions decreased as a result of the pharmacist intervention, although the significance for this outcome was not reported (Ilett 2000). Another study showed that pharmacist-provided academic detailing related to cholesterol treatment significantly increased the number of lipid-treatment prescriptions in females (Diwan 1995). In three studies evaluating prescribing of appropriate medications for *H. pylori* infection (Hall 2001), ACEIs for heart failure (Turner 2000), and NSAIDs (Watson 2001), educational outreach visits by pharmacists failed to produce statistically significant changes in prescribing. Only one of three measured outcomes showed a significant increase in an additional study evaluating the effect of educational outreach visits by pharmacists prescribing NSAIDs (Stergachis 1987).

DISCUSSION

Overall, pharmacist interventions are beneficial in improving patient and health professional outcomes. Study design and intervention heterogeneity make it challenging to summarize overall benefit. Heterogeneity was noted in the type of pharmacist interventions delivered in individual studies as well as outcome variables measured. Interventions differed by site of delivery (for example, primary care clinic, community pharmacy, specialized clinic setting), length of each intervention session (for example, one hour long session with pharmacist, 15 minute session with pharmacist), and frequency of intervention (for example, three sessions per year, monthly session). The most common interventions provided involved: a) oral or written recommendations to physicians regarding therapy modifications or resolution of medication-related problems and b) multiple follow-up visits with patients spanning several months; these interventions showed mostly positive outcomes.

An attempt was made to summarize data by therapeutic area, but variability in the type of intervention provided, length of intervention, frequency of intervention, type of outcome measures collected, and time of collection precluded our ability to pool data for each area. Meta-analyses were performed on hypertension and glycemic control studies with similar study characteristics. The meta-analyses performed for systolic blood pressure, diastolic blood pressure, and HbA1c showed a beneficial effect of -6.32 (95% CI -8.8 to -3.83), -3.12 (95% CI -4.57 to -1.67), and -0.75% (95% CI -1.41 to -0.09) for each outcome respectively.

Of the studies reviewed, pharmacist interventions showed the largest effect in blood pressure measures and the smallest effect in improving COPD and depression outcomes. Several reasons may explain the lack of effect of pharmacist interventions treating depression and COPD outcomes. It is possible that the studies

did not have enough participants to detect the true impact of the intervention. All studies targeting depression recruited fewer than 150 patients. Two studies performed power calculations for medication adherence outcomes only, so it is possible that these studies were not adequately powered to detect differences in clinical outcomes (Finley 2003; Rickles 2005). Two studies failed to recruit the number of patients needed to detect the specified effect size (13% to 28% difference in depression outcomes between intervention and control groups) at the 0.05 significance level (Brook 2003a; Capoccia 2004). It is unlikely that the study period was too short to detect the clinical benefit of the pharmacist interventions as study duration ranged from 3 months to 12 months for all depression studies. Similarly, two of the COPD studies had fewer than 100 patients, which may not have yielded an adequate sample size to detect the effect of the pharmacist intervention. Although one COPD study recruited more than 200 patients, the intervention was performed in a community pharmacy setting and may not have been as rigorous as interventions performed in outpatient clinics and, as a result, failed to produce a significant improvement in COPD disease control (Weinberger 2002).

The impact of pharmacist interventions on healthcare practice measures is mixed. Few studies (12) in this review evaluated the effect of pharmacist interventions on healthcare practice measures, with prescribing practices being the most common primary outcome reported. The studies yielded conflicting results, with six studies showing a beneficial effect (Diwan 1995; Freemantle 2002; Jameson 1995; Meredith 2002; Taylor 2003; Tsuyuki 2002), another study not reporting statistical significance (Ilett 2000), and the other four studies failing to show a statistically significant difference between study groups (Hall 2001; Stergachis 1987; Turner 2000; Watson 2001).

Study quality could have impacted study results. Although most studies were blinded, many did not explicitly report methods to conceal allocation of subjects to intervention or control groups. Given the nature of practice-based interventions, it is not always possible to blind patients or conceal allocation to an intervention group. The impact of concealment of allocation on study results was likely minimal as outcome variables included in this review were objective (for example, validated clinical scales, labs). Patient or health professional follow-up was done in 27 of 43 studies; follow-up was inadequate in seven studies and unclear or not reported in nine studies. This could have impacted individual study outcomes. For example, poor patient follow-up could reflect patient satisfaction or dissatisfaction with the intervention. Follow-up rate may also reflect typical attrition shown in healthcare practice settings (for example, patient transfer to new health professionals). Only objective primary outcomes were included in this review and as such, most studies were coded as having reliable outcomes and blinded assessment of outcomes. Few studies (12 of 43) met protection against contamination criteria. This is challenging to accomplish in studies of this nature; most studies occur within

one clinic setting or one healthcare practice group (with multiple health professionals). Bidirectional communication (for example, verbal, written, medical charts) between clinic staff (for example, health professionals, other staff), changing practice environments, and staff/patient transfers make it possible for health professionals to improve upon the level of care provided or incorporate new knowledge acquired through informal consultation and educational sessions into practice. Given continuous improvement in the delivery of care, contamination would have likely reduced the difference in effect seen between interventions.

To simplify intervention delivery and minimize contamination between intervention groups, it is often easier for study investigators to randomize clinics/institutions based on location. This does, however, introduce the possibility of unit of analysis errors associated with cluster randomization. It is important to ensure that the appropriate unit of analysis is used in cluster randomization studies. There were few unit of analysis errors in this review. Of the four unit of analysis errors noted, two were in studies targeting health professionals. No studies with unit of analysis errors were included in meta-analyses.

A limitation of Phase I of this update is that it included only studies in the EPOC Specialised Register. The EPOC Specialised Register includes studies identified from MEDLINE back to 1966, HealthSTAR back to 1975, EMBASE back to 1980, and CINAHL back to 1982, for studies that meet the EPOC inclusion criteria. The CENTRAL database in *The Cochrane Library* is also searched on a regular basis. For more information see [EPOC Specialised Register](#). Phase II will include both MEDLINE and EMBASE (January 1966 to March 2008).

Overall, this review indicates that pharmacist interventions can lead to improved patient outcomes for multiple disease states, although effect size may not always be substantial or statistically significant. Pooling data from multiple studies to perform a meta-analysis could help to better determine the true effect and magnitude of pharmacist interventions. However, the ability to perform meta-analyses is limited by heterogeneity in comparison groups, clinical conditions, outcomes variables, and type of pharmacist intervention studied. In addition, poor reporting of variance in outcome variables further complicates the ability to perform accurate meta-analyses. Practice-based interventions are challenging to evaluate and are often limited by available data in the practice setting or the ability to collect data without impeding care or both. Standardization of outcome variables assessed could facilitate comparisons of pharmacist interventions across multiple studies. Standardizing outcome variables for specific disease states and outcome data reporting in study manuscripts to include measures of variance (for example, standard deviation) would facilitate comparison of pharmacist interventions across multiple studies.

AUTHORS' CONCLUSIONS

Implications for practice

1. Does the delivery of patient-targeted services by pharmacists improve patient or health professional outcomes compared to the delivery of the same services by other health professionals?

There is not enough quality evidence available to make a conclusion in this area. The study included in this review that evaluated this comparison was of low quality (Hawkins 1979).

2. Does the delivery of patient-targeted services by pharmacists improve patient or health professional outcomes compared to the delivery of no comparable services?

The majority of included studies supported the roles of pharmacists in medication/therapeutic management and patient counseling.

3. Does the delivery of health professional-targeted services by pharmacists improve patient or health professional outcomes compared to the delivery of the same services by other health professionals?

There is not enough evidence available to make a conclusion in this area. None of the studies that met the review inclusion criteria evaluated this comparison.

4. Does the delivery of health professional-targeted services by pharmacists improve patient or health professional outcomes compared to the delivery of no comparable services?

Prescribing practice was the most common outcome reported in these studies. These studies showed mixed results, with three of the studies showing improvement and the other four showing no significant difference between groups. This is consistent with the results found in the Cochrane Review evaluating the effects of educational outreach visits (O'Brien 2007). The clinical relevance of these effects is unknown and should be further studied.

The evidence supports continued integration of pharmacists providing medication/therapeutic management of patients independent of or in collaboration with other health professionals and delivering patient counseling regarding drug therapy and other public health issues. There may be some benefit in providing educational outreach visits to health professionals as well.

Implications for research

Recommendations should be made on a standardized approach to measuring and reporting clinical, humanistic, and process outcomes for future randomized controlled trials evaluating the impact of outpatient pharmacists. Heterogeneity in study design, outcomes, and measures make it challenging to make generalized statements regarding the impact of pharmacists in specific settings,

disease states, and patient populations. Future studies should continue to use a randomized controlled trial design with explicit reporting on factors that impact study quality (for example, concealment of allocation, blinding, follow-up) in the study manuscript. Steps should be taken to minimize risk of bias in studies; to accomplish this, investigators can measure objective outcome variables, collect baseline measurements, and minimize contamination. In study reports/manuscripts, authors should address both internal and external threats to study validity.

As expected in this type of research, the type of interventions will differ across studies. This is typically unavoidable as many of the interventions tested in this review are innovative practices or modifications of previously studied practices or both. Investigators should explicitly describe the type of intervention, format/content of intervention, individuals delivering/receiving the intervention, the length of intervention, and the frequency of sessions/visits within the intervention in the study manuscript. Thorough reporting of details related to the study intervention allows other individuals or organizations to replicate beneficial models and make health care decisions based on comparing the best available evidence.

One of the challenges in summarizing the evidence in this area is the large degree of heterogeneity between studies. To facilitate the ability to make comparisons between studies, investigators should attempt to model the design of new studies after other well-designed studies (for example, selected outcome variables, time points to collect outcome variables). Studies should include clinically relevant outcome measures and strive, when possible, to measure clinical endpoints. This is often challenging in RCTs of shorter duration as it often takes years to see the effect of interventions on some outcomes (for example, stroke, myocardial infarction). Studies assessing the effect of educational outreach visits should include clinically relevant outcomes as opposed to surrogate markers such as physician prescribing habits. Few studies that assess the effects of pharmacists on patient outcomes include measures of the intervention's impact on preventing adverse drug events and medication errors. More studies should be performed in this area.

ACKNOWLEDGEMENTS

We thank Kaveh Barjesteh, Nick Mays, and Christine Bond who were authors of the initial version of this review (see [Contributions of authors](#)). We thank Stacey Misakian, Veronica Yank and our peer referees for useful comments. In addition, we thank Erika Campbell and Grace Carlson for their efforts in retrieving and organizing studies evaluated for the update to this review.

REFERENCES

References to studies included in this review

Barbanel 2003 *{published data only}*

Barbanel D, Eldridge S, Griffiths C. Can a self-management programme delivered by a community pharmacist improve asthma control? A randomised trial. *Thorax* 2003;**58**(10): 851–4.

Bogden 1997 *{published data only}*

* Bogden PE, Koontz LM, Williamson P, Abbott RD. The physician and pharmacist team. An effective approach to cholesterol reduction. *Journal of General Internal Medicine* 1997;**12**(3):158–64.

Bond 2000 *{published data only}*

Bond C, Matheson C, Williams S, Williams P, Donnan P. Repeat prescribing: A role for community pharmacists in controlling and monitoring repeat prescriptions. *British Journal of General Practice* 2000;**50**(453):271–5.

Borenstein 2003 *{published data only}*

Borenstein JE, Graber G, Saltiel E, Wallace J, Ryu S, Archi J, et al. Physician-pharmacist co management of hypertension: A randomised, comparative trial. *Pharmacotherapy* 2003;**23**(2):209–16.

Brook 2003a *{published data only}*

Brook OH, Van Hout HP, Nieuwenhuyse H, De Haan M. Effects of coaching by community pharmacists on psychological symptoms of antidepressant users: A randomised controlled trial. *European Neuropsychopharmacology* 2003;**13**(5):347–54.

Capoccia 2004 *{published data only}*

Boudreau DM, Capoccia KL, Sullivan SD, Blough DK, Ellsworth AJ, Clark DL, et al. Collaborative care model to improve outcomes in major depression. *Annals of Pharmacotherapy* 2002;**36**(4):585–91.

* Capoccia KL, Boudreau DM, Blough DK, Ellsworth AJ, Clark DR, Stevens NG, et al. Randomized trial of pharmacist interventions to improve depression care and outcomes in primary care. *American Journal of Health-System Pharmacy* 2004;**61**(4):364–72.

Choe 2005 *{published data only}*

Choe HM, Mitrovich S, Dubay D, Hayward RA, Krein SL, Vijan S. Proactive case management of high-risk patients with type 2 diabetes mellitus by a clinical pharmacist: A randomised controlled trial. *American Journal of Managed Care* 2005;**11**(4):253–60.

Clifford 2005 *{published data only}*

Clifford RM, Davis WA, Batty KT, Davis TM. Effect of a pharmaceutical care program on vascular risk factors in type 2 diabetes: The Fremantle Diabetes Study. *Diabetes Care* 2005;**28**(4):771–6.

Cody 1998 *{published data only}*

* Cody M, McCombs JS, Parker JP. The Kaiser Permanente/USC Patient Consultation Study: change in quality of life. University of Southern California. *American*

Journal of Health-System Pharmacy 1998;**55**(24):2615–20. [MEDLINE: 99087735]

McCombs JS, Liu G, Shi J, Feng W, Cody M, Parker JP, et al. The Kaiser Permanente/USC Patient Consultation Study: change in use and cost of health care services. *American Journal of Health-System Pharmacy* 1998;**55**(23):2485–99. [MEDLINE: 99068522]

Diwan 1995 *{published data only}*

Diwan VK, Wahlstrom R, Tomson G, Beermann B, Sterky G, Eriksson B. Effects of “group detailing” on the prescribing of lipid-lowering drugs: a randomised controlled trial in Swedish primary care. *Journal of Clinical Epidemiology* 1995;**48**(5):705–11. [MEDLINE: 95248412]

Finley 2003 *{published data only}*

Finley PR, Rens HR, Pont JT, Gess SL, Louie C, Bull SA, et al. Impact of a collaborative care model on depression in a primary care setting: A randomized controlled trial. *Pharmacotherapy* 2003;**23**(9):1175–85.

Freemantle 2002 *{published data only}*

Freemantle N, Nazareth I, Eccles M, Wood J, Haines A. A randomised controlled trial of the effect of educational outreach by community pharmacists on prescribing in UK general practice. *British Journal of General Practice* 2002;**52**(477):290–5.

Gattis 1999 *{published data only}*

Gattis WA, Hasselblad V, Whellan DJ, O’Connor CM. Reduction in heart failure events by the addition of a clinical pharmacist to the heart failure management team: Results of the Pharmacist in Heart Failure Assessment Recommendation and Monitoring (PHARM) Study. *Archives of Internal Medicine* 1999;**159**(16):1939–45.

Gonzalez-Martin 2003 *{published data only}*

Gonzalez-Martin G, Joo I, Sanchez I. Evaluation of the impact of a pharmaceutical care program in children with asthma. *Patient Education and Counselling* 2003;**49**(1): 13–8.

Goodyer 1995 *{published data only}*

Goodyer LI, Miskelly F, Milligan P. Does encouraging good compliance improve patients’ clinical condition in heart failure?. *British Journal of Clinical Practice* 1995;**49**(4): 173–6. [MEDLINE: 96004938]

Hall 2001 *{published data only}*

Hall L, Eccles M, Barton R, Steen N, Campbell M. Is untargeted outreach visiting in primary care effective? A pragmatic randomized controlled trial. *Journal of Public Health Medicine* 2001;**23**(2):109–13.

Hanlon 1996 *{published data only}*

Hanlon JT, Weinberger M, Samsa GP, Schmadler KE, Uttech KM, Lewis IK, et al. A randomized, controlled trial of a clinical pharmacist intervention to improve inappropriate prescribing in elderly outpatients with polypharmacy. *American Journal of Medicine* 1996;**100**(4): 428–37. [MEDLINE: 96194605]

- Hawkins 1979** *{published data only}*
Hawkins DW, Fiedler FP, Douglas HL, Eschbach RC. Evaluation of a clinical pharmacist in caring for hypertensive and diabetic patients. *American Journal of Hospital Pharmacy* 1979;**36**(10):1321–5. [MEDLINE: 80062510]
- Ilett 2000** *{published data only}*
Ilett KF, Johnson S, Greenhill G, Mullen L, Brockis J, Golledge CL, et al. Modification of general practitioner prescribing of antibiotics by use of a therapeutics adviser (academic detailer). *British Journal of Clinical Pharmacology* 2000;**49**(2):168–73.
- Jaber 1996** *{published data only}*
Jaber LA, Halapy H, Fernet M, Tummalapalli S, Diwakaran H. Evaluation of a pharmaceutical care model on diabetes management. *Annals of Pharmacotherapy* 1996;**30**(3):238–43. [MEDLINE: 96430432]
- Jackson 2004** *{published data only}*
Jackson SL, Peterson GM, Vial JH, Jupe DM. Improving the outcomes of anticoagulation: An evaluation of home follow-up of warfarin initiation. *Journal of Internal Medicine* 2004;**256**(2):137–44.
- Jameson 1995** *{published data only}*
Jameson J, VanNoord G, Vanderwoud K. The impact of a pharmacotherapy consultation on the cost and outcome of medical therapy. *Journal of Family Practice* 1995;**41**(5):469–72. [MEDLINE: 96067264]
- Malone 2001** *{published data only}*
Ellis SL, Carter BL, Malone DC, Billups SJ, Okano GJ, Valuck RJ, et al. Clinical and economic impact of ambulatory care clinical pharmacists in management of dyslipidemia in older adults: The IMPROVE study. Impact of Managed Pharmaceutical Care on Resource Utilization and Outcomes in Veterans Affairs Medical Centers. *Pharmacotherapy* 2000;**20**(12):1508–16.
* Malone DC, Carter BL, Billups SJ, Valuck RJ, Barnette DJ, Sintek CD, et al. Can clinical pharmacists affect SF-36 scores in veterans at high risk for medication-related problems?. *Medical Care* 2001;**39**(2):113–22.
- Mehos 2000** *{published data only}*
Mehos BM, Saseen JJ, MacLaughlin EJ. Effect of pharmacist intervention and initiation of home blood pressure monitoring in patients with uncontrolled hypertension. *Pharmacotherapy* 2000;**20**(11):1384–9.
- Meredith 2002** *{published data only}*
Meredith S, Feldman P, Frey D, Giammarco L, Hall K, Arnold K, et al. Improving medication use in newly admitted home healthcare patients: A randomized controlled trial. *Journal of the American Geriatrics Society* 2002;**50**(9):1484–91.
- Odegard 2005** *{published data only}*
Odegard PS, Goo A, Hummel J, Williams KL, Gray SL. Caring for poorly controlled diabetes mellitus: A randomised pharmacist intervention. *Annals of Pharmacotherapy* 2005;**39**(3):433–40.
- Okamoto 2001** *{published data only}*
Okamoto MP, Nakahiro RK. Pharmacoeconomic evaluation of a pharmacist-managed hypertension clinic. *Pharmacotherapy* 2001;**21**(11):1337–44.
- Park 1996** *{published data only}*
Park JJ, Kelly P, Carter BL, Burgess PP. Comprehensive pharmaceutical care in the chain setting. *Journal of the American Pharmaceutical Association* 1996;**NS36**(7):443–51.
- Paulos 2005** *{published data only}*
Paulos CP, Nygren CE, Celedon C, Carcamo CA. Impact of a pharmaceutical care program in a community pharmacy on patients with dyslipidemia. *Annals of Pharmacotherapy* 2005;**39**(5):939–43.
- Peterson 2004** *{published data only}*
Peterson GM, Fitzmaurice KD, Naunton M, Vial JH, Stewart K, Krum H. Impact of pharmacist-conducted home visits on the outcomes of lipid-lowering drug therapy. *Journal of Clinical Pharmacy and Therapeutics* 2004;**29**(1):23–30.
- Rickles 2005** *{published data only}*
Rickles NM, Svarstad BL, Statz-Paynter JL, Taylor LV, Kobak KA. Pharmacist telemonitoring of antidepressant use: Effects on pharmacist-patient collaboration. *Journal of the American Pharmacists Association* 2005;**45**(3):344–53.
- Sadik 2005** *{published data only}*
Sadik A, Yousif M, McElnay JC. Pharmaceutical care of patients with heart failure. *British Journal of Clinical Pharmacology* 2005;**60**(2):183–93.
- Sarkadi 2004** *{published data only}*
Sarkadi A, Rosenqvist U. Experience-based group education in Type 2 diabetes: A randomised controlled trial. *Patient Education and Counseling* 2004;**53**(3):291–8.
- Schneider 1982** *{published data only}*
Schneider PJ, Larrimer JN, Visconti JA, Miller WA. Role effectiveness of a pharmacist in the maintenance of patients with hypertension and congestive heart failure. *Contemporary Pharmacy Practice* 1982;**5**(2):74–9.
- Solomon 1998** *{published data only}*
Solomon DK, Portner TS, Bass GE, Gourley DR, Gourley GA, Holt JM, et al. Clinical and economic outcomes in the hypertension and COPD arms of a multicenter outcomes study. *Journal of the American Pharmacists Association* 1998;**38**(5):574–85.
- Sookaneknun 2004** *{published data only}*
Sookaneknun P, Richards RM, Sanguansermisri J, Teerasut C. Pharmacist involvement in primary care improves hypertensive patient clinical outcomes. *Annals of Pharmacotherapy* 2004;**38**(12):2023–8.
- Stergachis 1987** *{published data only}*
Stergachis A, Fors M, Wagner EH, Sims DD, Penna P. Effect of clinical pharmacists on drug prescribing in a primary-care clinic. *American Journal of Hospital Pharmacy* 1987;**44**(3):525–9. [MEDLINE: 87181708]

Taylor 2003 {published data only}

Taylor CT, Byrd DC, Krueger K. Improving primary care in rural Alabama with a pharmacy initiative. *American Journal of Health-System Pharmacy* 2003;**60**(11):1123–9.

Tsuyuki 2002 {published data only}

Tsuyuki RT, Johnson JA, Teo KK, Ackman ML, Biggs RS, Cave A, et al. Study of Cardiovascular Risk Intervention by Pharmacists (SCRIP): A randomized trial design of the effect of a community pharmacist intervention program on serum cholesterol risk. *Annals of Pharmacotherapy* 1999;**33**(9):910–9.

* Tsuyuki RT, Johnson JA, Teo KK, Simpson SH, Ackman ML, Biggs RS, et al. A randomized trial of the effect of community pharmacist intervention on cholesterol risk management: The Study of Cardiovascular Risk Intervention by Pharmacists (SCRIP). *Archives of Internal Medicine* 2002;**162**(10):1149–55.

Turner 2000 {published data only}

Turner CJ, Parfrey P, Ryan K, Miller R, Brown A. Community pharmacist outreach program directed at physicians treating congestive heart failure. *American Journal of Health-System Pharmacy* 2000;**57**(8):747–52.

Van Veldhuizen 1995 {published data only}

Van Veldhuizen-Scott MK, Widmer LB, Stacey SA, Popovich NG. Developing and implementing a pharmaceutical care model in an ambulatory care setting for patients with diabetes. *Diabetes Educator* 1995;**21**(2):117–23. [MEDLINE: 95212208]

Watson 2001 {published data only}

Watson M, Gunnell D, Peters T, Brookes S, Sharp D. Guidelines and educational outreach visits from community pharmacists to improve prescribing in general practice: A randomised controlled trial. *Journal of Health Services Research and Policy* 2001;**6**(4):207–13.

Weinberger 2002 {published data only}

Weinberger M, Murray MD, Marrero DG, Brewer N, Lykens M, Harris LE, et al. Effectiveness of pharmacist care for patients with reactive airways disease: A randomized controlled trial. *JAMA* 2002;**288**(13):1594–602.

References to studies excluded from this review

Abramowitz 1982 {published data only}

Abramowitz PW, Nold EG, Hatfield SM. Use of clinical pharmacists to reduce cefamandole, cefoxitin, and ticarcillin costs. *American Journal of Hospital Pharmacy* 1982;**39**(7):1176–80.

Bogden 1998 {published data only}

Bogden PE, Abbott RD, Williamson P, Onopa JK, Koontz LM. Comparing standard care with a physician and pharmacist team approach for uncontrolled hypertension. *Journal of General Internal Medicine* 1998;**13**(11):740–5.

Bolas 2004 {published data only}

Bolas H, Brookes K, Scott M, McElnay J. Evaluation of a hospital-based community liaison pharmacy service in Northern Ireland. *Pharmacy World and Science* 2004;**26**(2):114–20.

Bouvy 2003 {published data only}

Bouvy ML, Heerdink ER, Urquhart J, Grobbee DE, Hoes AW, Leufkens HG. Effect of a pharmacist-led intervention on diuretic compliance in heart failure patients: A randomized controlled study. *Journal of Cardiac Failure* 2003;**9**(5):404–11.

Bozovich 2000 {published data only}

Bozovich M, Rubino CM, Edmunds J. Effect of a clinical pharmacist-managed lipid clinic on achieving National Cholesterol Education Program low-density lipoprotein goals. *Pharmacotherapy* 2000;**20**(11):1375–83.

Brook 2003b {published data only}

Brook O, van Hout H, Nieuwenhuysen H, Heerdink E. Impact of coaching by community pharmacists on drug attitude of depressive primary care patients and acceptability to patients: A randomized controlled trial. *European Neuropsychopharmacology* 2003;**13**(1):1–9.

Brook 2005 {published data only}

Brook OH, van Hout H, Stalman W, Nieuwenhuysen H, Bakker B, Heerdink E, et al. A pharmacy-based coaching program to improve adherence to antidepressant treatment among primary care patients. *Psychiatric Services* 2005;**56**(4):487–9.

Bucci 2003 {published data only}

Bucci C, Jackevicius C, McFarlane K, Liu P. Pharmacist's contribution in a heart function clinic: Patient perception and medication appropriateness. *Canadian Journal of Cardiology* 2003;**19**(4):391–6.

Charrois 2004 {published data only}

Charrois T, Newman S, Sin D, Senthilselvan A, Tsuyuki RT. Improving asthma symptom control in rural communities: The design of the Better Respiratory Education and Asthma Treatment in Hinton and Edson study. *Controlled Clinical Trials* 2004;**25**(5):502–14.

Chisholm 2001 {published data only}

Chisholm MA, Mulloy LL, Jagadeesan M, DiPiro JT. Impact of clinical pharmacy services on renal transplant patients' compliance with immunosuppressive medications. *Clinical Transplantation* 2001;**15**(5):330–6.

Cowper 1998 {published data only}

Cowper PA, Weinberger M, Hanlon JT, Landsman PB, Samsa GP, Uttech KM, et al. The cost-effectiveness of a clinical pharmacist intervention among elderly outpatients. *Pharmacotherapy* 1998;**18**(2):327–32.

Davidson 2000 {published data only}

Davidson MB, Karlan VJ, Hair TL. Effect of a pharmacist-managed diabetes care program in a free medical clinic. *American Journal of Medical Quality* 2000;**15**(4):137–42.

de Maat 2004 {published data only}

de Maat MM, de Boer A, Koks CH, Mulder JW, Meenhorst PL, van Gorp EC, et al. Evaluation of clinical pharmacist interventions on drug interactions in outpatient pharmaceutical HIV-care. *Journal of Clinical Pharmacy and Therapeutics* 2004;**29**(2):121–30.

- De Tullio 1987a** *{published data only}*
De Tullio PL, Kirking DM, Arslanian C, Olson DE. Compliance measure development and assessment of theophylline therapy in ambulatory patients. *Journal of Clinical Pharmacy and Therapeutics* 1987;**12**(1):19–26. [MEDLINE: 88213490]
- De Tullio 1987b** *{published data only}*
De Tullio PL, Corson ME. Effect of pharmacist counselling on ambulatory patients' use of aerosolized bronchodilators. *American Journal of Hospital Pharmacy* 1987;**44**(8):1802–6. [MEDLINE: 87323268]
- Erickson 1997** *{published data only}*
Erickson SR, Slaughter R, Halapy H. Pharmacists' ability to influence outcomes of hypertension therapy. *Pharmacotherapy* 1997;**17**(1):140–7. [MEDLINE: 97170246]
- Fischer 2002** *{published data only}*
Fischer LR, Defor TA, Cooper S, Scott LM, Boonstra DM, Eelkema MA, et al. Pharmaceutical care and health care utilization in an HMO. *Effective Clinical Practice* 2002;**5**(2):49–57.
- Fornos 2004** *{published data only}*
Fornos Perez JA, Guerra Garcia MM, Andres Rodriguez NE, Egea Ibernón B. [Evaluation of a programme to monitor drug therapy in type-2 diabetics]. *Atencion Primaria* 2004;**34**(1):48–54.
- Forstrom 1990** *{published data only}*
Forstrom MJ, Ried LD, Stergachis AS, Corliss DA. Effect of a clinical pharmacist program on the cost of hypertension treatment in an HMO family practice clinic. *DICP* 1990;**24**(3):304–9.
- Garnett 1981** *{published data only}*
Garnett WR, Davis LJ, McKenney JM, Steiner KC. Effect of telephone follow-up on medication compliance. *American Journal of Hospital Pharmacy* 1981;**38**(5):676–9. [MEDLINE: 82021105]
- Gourley 1998** *{published data only}*
Gourley GA, Portner TS, Gourley DR, Rigolosi EL, Holt JM, Solomon DK, et al. Humanistic outcomes in the hypertension and COPD arms of a multicenter outcomes study. *Journal of the American Pharmaceutical Association* 1998;**38**(5):586–97.
- Helling 1979** *{published data only}*
Helling DK, Hepler CD, Jones ME. Effect of direct clinical pharmaceutical services on patients' perceptions of health care quality. *American Journal of Hospital Pharmacy* 1979;**36**(3):325–9. [MEDLINE: 79121929]
- Holland 2005** *{published data only}*
Holland R, Lenaghan E, Harvey I, Smith R, Shepstone L, Lipp A, et al. Does home based medication review keep older people out of hospital? The HOMER randomised controlled trial. *BMJ* 2005;**330**(7486):293.
- Ibrahim 1990** *{published data only}*
Ibrahim OM, Catania PN, Mergener MA, Supernaw RB. Outcome of cholesterol screening in a community pharmacy. *DICP* 1990;**24**(9):817–21. [MEDLINE: 91082517]
- Jameson 2001** *{published data only}*
Jameson JB, VanNoord GR. Pharmacotherapy consultation on polypharmacy patients in ambulatory care. *Annals of Pharmacotherapy* 2001;**35**(7-8):835–40.
- Johnson 1998** *{published data only}*
Johnson KA, Parker JB, McCombs JS, Cody M. The Kaiser Permanente/USC Patient Consultation Study: patient satisfaction with pharmaceutical services. University of Southern California. *American Journal of Health-System Pharmacy* 1998;**55**(24):2621–9. [MEDLINE: 99087736]
- Jones 1991** *{published data only}*
Jones RA, Lopez LM, Beall DG. Cost-effective implementation of clinical pharmacy services in an ambulatory care clinic. *Hospital Pharmacy* 1991;**26**(9):778–82.
- Karki 1988** *{published data only}*
Karki SD, Chandra P, Holden JMC, Shehata H. Impact of team approach on reducing drug costs. *International Journal of Geriatric Psychiatry* 1988;**3**:89–93.
- Knoell 1998** *{published data only}*
Knoell DL, Pierson JF, Marsh CB, Allen JN, Pathak DS. Measurement of outcomes in adults receiving pharmaceutical care in a comprehensive asthma outpatient clinic. *Pharmacotherapy* 1998;**18**(6):1365–74.
- Krska 2001** *{published data only}*
Krska J, Cromarty JA, Arris F, Jamieson D, Hansford D, Duffus PR, et al. Pharmacist-led medication review in patients over 65: A randomized, controlled trial in primary care. *Age & Ageing* 2001;**30**:205–11.
- Lai 1998** *{published data only}*
Lai LL. Effects of a pharmaceutical care intervention in primary care ambulatory settings among Medicaid population. *Journal of Pharmaceutical Care* 1998;**2**(2):1–13.
- Law 2003** *{published data only}*
Law S, Wu W. Cost-savings from subsidized pro-active pharmacist interventions. *Journal of Pharmacy and Pharmaceutical Sciences* 2003;**6**(1):84–94.
- Lim 2004** *{published data only}*
Lim WS, Low HN, Chan SP, Chen HN, Ding YY, Tan TL. Impact of a pharmacist consult clinic on a hospital-based geriatric outpatient clinic in Singapore. *Annals of the Academy of Medicine, Singapore* 2004;**33**(2):220–7.
- Malone 2000** *{published data only}*
Malone DC, Carter BL, Billups SJ, Valuck RJ, Barnette DJ, Sintek CD, et al. An economic analysis of a randomized, controlled, multicenter study of clinical pharmacist interventions for high-risk veterans: The IMPROVE study. Impact of Managed Pharmaceutical Care Resource Utilization and Outcomes in Veterans Affairs Medical Centers. *Pharmacotherapy* 2000;**20**(10):1149–58.

- Malone 2003** *{published data only}*
Malone M, Alger-Mayer SA. Pharmacist intervention enhances adherence to orlistat therapy. *Annals of Pharmacotherapy* 2003;**37**(11):1598–602.
- McKenney 1973** *{published data only}*
McKenney JM, Slining JM, Henderson HR, Devins D, Barr M. The effect of clinical pharmacy services on patients with essential hypertension. *Circulation* 1973;**48**(5):1104–11. [MEDLINE: 74028680]
- Murray 2004** *{published data only}*
Murray MD, Harris LE, Overhage JM, Zhou XH, Eckert GJ, Smith FE, et al. Failure of computerized treatment suggestions to improve health outcomes of outpatients with uncomplicated hypertension: Results of a randomized controlled trial. *Pharmacotherapy* 2004;**24**(3):324–37.
- Murray 2004a** *{published data only}*
Murray MD, Young JM, Morrow DG, Weiner M, Tu W, Hoke SC, et al. Methodology of an ongoing, randomized, controlled trial to improve drug use for elderly patients with chronic heart failure. *American Journal of Geriatric Pharmacotherapy* 2004;**2**:53–65.
- Peterson 1995** *{published data only}*
Peterson GM, Sugden JE. Educational program to improve the dosage prescribing of allopurinol. *Medical Journal of Australia* 1995;**162**(2):74–7. [MEDLINE: 95139868]
- Peterson 1996** *{published data only}*
Peterson GM, Bergin JK, Nelson BJ, Stanton LA. Improving drug use in rheumatic disorders. *Journal of Clinical Pharmacy and Therapeutics* 1996;**21**(4):215–20.
- Peterson 1997** *{published data only}*
Peterson GM, Stanton LA, Bergin JK, Chapman GA. Improving the prescribing of antibiotics for urinary tract infection. *Journal of Clinical Pharmacy and Therapeutics* 1997;**22**(2):147–53. [MEDLINE: 98041148]
- Powers 1983** *{published data only}*
Powers DA, Hamilton CW, Roberts KB. Pharmacist intervention in methadone administration to cancer patients with chronic pain. *American Journal of Hospital Pharmacy* 1983;**40**(9):1520–3.
- Raisch 1990** *{published data only}*
Raisch DW, Bootman JL, Larson LN, McGhan WF. Improving antiulcer agent prescribing in a health maintenance organization. *American Journal of Hospital Pharmacy* 1990;**47**(8):1766–73. [MEDLINE: 90358226]
- Rathbun 2005** *{published data only}*
Rathbun RC, Farmer KC, Stephens JR, Lockhart SM. Impact of an adherence clinic on behavioral outcomes and virologic response in treatment of HIV infection: A prospective, randomized, controlled pilot study. *Clinical Therapeutics* 2005;**27**(2):199–209.
- Rodgers 1999** *{published data only}*
Rodgers S, Avery AJ, Meechan D, Briant S, Geraghty M, Doran K, et al. Controlled trial of pharmacist intervention in general practice: The effect on prescribing costs. *British Journal of General Practice* 1999;**49**(446):717–20.
- Rogers 1998** *{published data only}*
Rogers KC, Johnson GL, White DM, Becker DM. Outcomes of clinical pharmacists' recommendations on prescribing of oral H2 antagonists. *Hospital Pharmacy* 1998;**33**:1102-1104 +1110.
- Schaffner 1983** *{published data only}*
Schaffner W, Ray WA, Federspiel CF, Miller WO. Improving antibiotic prescribing in office practice. A controlled trial of three educational methods. *Journal of the American Medical Association* 1983;**250**(13):1728–32. [MEDLINE: 83294912]
- Sczupak 1977** *{published data only}*
Sczupak CA, Conrad WF. Relationship between patient-oriented pharmaceutical services and therapeutic outcomes of ambulatory patients with diabetes mellitus. *American Journal of Hospital Pharmacy* 1977;**34**:1238–42.
- Sellers 2001** *{published data only}*
Sellers C, Dalby DM, Howard M, Kaczorowski J, Sellers J. A pharmacist consultation service in community-based family practices: A randomized, controlled trial in seniors. *Journal of Pharmacy Technology* 2001;**17**:264–9.
- Sellers 2003** *{published data only}*
Sellers J, Kaczorowski J, Sellers C, Dolovich L, Woodward C, Willan A, et al. A randomized controlled trial of a pharmacist consultation program for family physicians and their elderly patients. *CMAJ* 2003;**169**(1):17–22.
- Shaw 2000** *{published data only}*
Shaw H, Mackie CA, Sharkie I. Evaluation of effect of pharmacy discharge planning on medication problems experienced by discharged acute admission mental health patients. *International Journal of Pharmacy Practice* 2000;**8**:144–53.
- Shibley 1997** *{published data only}*
Shibley MC, Pugh CB. Implementation of pharmaceutical care services for patients with hyperlipidemias by independent community pharmacy practitioners. *Annals of Pharmacotherapy* 1997;**31**(6):713–9. [MEDLINE: 97328164]
- Sidel 1990** *{published data only}*
Sidel VW, Beizer JL, Lisi-Fazio D, Kleinmann K, Wenston J, Thomas C, et al. Controlled study of the impact of educational home visits by pharmacists to high-risk older patients. *Journal of Community Health* 1990;**15**(3):163–74. [MEDLINE: 90308016]
- Simpson 2001** *{published data only}*
Simpson SH, Johnson JA, Tsuyuki RT. Economic impact of community pharmacist intervention in cholesterol risk management: An evaluation of the study of cardiovascular risk intervention by pharmacists. *Pharmacotherapy* 2001;**21**(5):627–35.
- Simpson 2004** *{published data only}*
Simpson SH, Johnson JA, Biggs RS, Tsuyuki RT. Greater effect of enhanced pharmacist care on cholesterol management in patients with diabetes mellitus: A planned subgroup analysis of the Study of Cardiovascular Risk

Intervention by Pharmacists (SCRIP). *Pharmacotherapy* 2004;**24**(3):389–94.

Smith 1999 {published data only}

Smith DH, Fassett WE, Christensen DB. Washington State CARE Project: downstream cost changes associated with the provision of cognitive services by pharmacists. *Journal of the American Pharmacists Association* 1999;**39**(5):650–7.

Soumerai 1986 {published data only}

Soumerai SB, Avorn J. Economic and policy analysis of university-based drug “detailing”. *Medical Care* 1986;**24**(4):313–31.

Steele 1989 {published data only}

Steele MA, Bess DT, Franse VL, Graber SE. Cost effectiveness of two interventions for reducing outpatient prescribing costs. *DICP* 1989;**23**(6):497–500. [MEDLINE: 89299726]

Tamai 1987 {published data only}

Tamai IY, Rubenstein LZ, Josephson KR, Yamauchi JA. Impact of computerized drug profiles and a consulting pharmacist on outpatient prescribing patterns: a clinical trial. *Drug Intelligence and Clinical Pharmacy* 1987;**21**(11): 890–5. [MEDLINE: 88054589]

Varma 1999 {published data only}

Varma S, McElnay JC, Hughes CM, Passmore AP, Varma M. Pharmaceutical care of patients with congestive heart failure: Interventions and outcomes. *Pharmacotherapy* 1999;**19**(7):860–9.

Vrijens 2006 {published data only}

Vrijens B, Belmans A, Matthys K, de Klerk E, Lesaffre E. Effect of intervention through a pharmaceutical care program on patient adherence with prescribed once-daily atorvastatin. *Pharmacoepidemiology and Drug Safety* 2006;**15**(2):115–21.

Wandless 1981 {published data only}

Wandless I, Whitmore J. The effect of counseling by a pharmacist on drug compliance in elderly patients. *Journal of Clinical and Hospital Pharmacy* 1981;**6**(1):51–6. [MEDLINE: 82239828]

Yamada 2005 {published data only}

Yamada C, Johnson JA, Robertson P, Pearson G, Tsuyuki RT. Long-term impact of a community pharmacist intervention on cholesterol levels in patients at high risk for cardiovascular events: Extended follow-up of the second study of cardiovascular risk intervention by pharmacists (SCRIP-plus). *Pharmacotherapy* 2005;**25**(1):110–5.

Zermansky 2001 {published data only}

Zermansky AG, Petty DR, Raynor DK, Freemantle N, Vail A, Lowe CJ. Randomised controlled trial of clinical medication review by a pharmacist of elderly patients receiving repeat prescriptions in general practice. *BMJ* 2001;**323**(7325):1340–3.

References to studies awaiting assessment

Bond 2007 {published data only}

Bond C. The MEDMAN study: A randomized controlled trial of community pharmacy-led medicines management

for patients with coronary heart disease. “Family Practice. *Family Practice* 2007;**24**:189–200.

Bond 2007a {published data only}

Bond CMA, Fish A, Porteous T, Reid J, Scott A, Antonazzo E. A randomised controlled trial of the effects of note-based medication review by community pharmacists on prescribing of cardiovascular drugs in general practice. *International Journal of Pharmacy Practice* 2007;**15**:39–46.

Cameron 2006 {published data only}

Cameron IM, Matheson CI, Bond CM, McNamee P, Lawrie T, Robinson A, et al. Pilot randomised controlled trial of community pharmacy administration of buprenorphine versus methadone. *International Journal of Pharmacy Practice* 2006;**14**:243–8.

Carter 2008 {published data only}

Carter BL, Bergus GR, Dawson JD, Farris KB, Doucette WR, Chrischilles EA, et al. A cluster randomized trial to evaluate physician/pharmacist collaboration to improve blood pressure control. *Journal of Clinical Hypertension* 2008;**10**:260–71.

Carter 2009 {published data only}

Carter BL, Ardery G, Dawson JD, James PA, Bergus GR, Doucette WR, et al. Physician and pharmacist collaboration to improve blood pressure control. *Archives of Internal Medicine* 2009;**169**:1996–2002.

Chan 2006 {published data only}

Chan FW, Wong RS, Lau WH, Chan TY, Cheng G, You JH. Management of Chinese patients on warfarin therapy in two models of anticoagulation service - a prospective randomized trial. *British Journal of Clinical Pharmacology* 2006;**62**:601–9.

Charrois 2006 {published data only}

Charrois LT, Newman CS, Senthilselvan A, Tsuyuki TR. Improving asthma control in the rural setting: The BREATHE (Better Respiratory Education and Asthma Treatment in Hinton and Edson) study. *Canadian Pharmacists Journal* 2006;**139**(4):44–50.

Chisholm 2002 {published data only}

Chisholm MA, Mulloy LL, Jagadeesan M, Martin BC, DiPiro JT. Effect of clinical pharmacy services on the blood pressure of African-American renal transplant patients. *Ethnicity and Disease* 2002;**12**:392–7.

Cordina 2001 {published data only}

Cordina M, McElnay JC, Hughes CM. Assessment of a community pharmacy-based program for patients with asthma. *Pharmacotherapy* 2001;**21**:1196–203.

Faulkner 2000 {published data only}

Faulkner MA, Wadibia EC, Lucas BD, Hilleman DE. Impact of pharmacy counseling on compliance and effectiveness of combination lipid-lowering therapy in patients undergoing coronary artery revascularization: a randomized, controlled trial. *Pharmacotherapy* 2000;**20**: 410–6.

Feldstein 2006 {published data only}

Feldstein AC, Smith DH, Perrin N, Yang X, Rix M, Raebel MA, et al. Improved therapeutic monitoring with several

- interventions: a randomized trial. *Archives of Internal Medicine* 2006;**166**:1848–54.
- Fornos 2006** *{published data only}*
Fornos JA, Andres NF, Andres JC, Guerra MM, Egea B. A pharmacotherapy follow-up program in patients with type-2 diabetes in community pharmacies in Spain. *Pharmacy World and Science* 2006;**28**:65–72.
- Hay 2006** *{published data only}*
Hay EM, Foster NE, Thomas E, Peat G, Phelan M, Yates HE, et al. Effectiveness of community physiotherapy and enhanced pharmacy review for knee pain in people aged over 55 presenting to primary care: pragmatic randomised trial. *BMJ* 2006;**333**:995.
- Hennessy 2006** *{published data only}*
Hennessy S, Leonard CE, Yang W, Kimmel SE, Townsend RR, Wasserstein AG, et al. Effectiveness of a two-part educational intervention to improve hypertension control: a cluster-randomized trial. *Pharmacotherapy* 2006;**26**:1342–7.
- Kritikos 2007** *{published data only}*
Kritikos V, Armour CL, Bosnic-Anticevich SZ. Interactive small-group asthma education in the community pharmacy setting: a pilot study. *Journal of Asthma* 2007;**44**:57–64.
- Kwan 2007** *{published data only}*
Kwan Y, Fernandes OA, Nagge JJ, Wong GG, Huh JH, Hurn DA, et al. Pharmacist medication assessments in a surgical preadmission clinic. *Archives of Internal Medicine* 2007;**167**:1034–40.
- Lopez 2006** *{published data only}*
Lopez Cabezas C, Falces Salvador C, Cubi Quadrada D, Arnau Bartes A, Ylla Bore M, Muro Perea N, et al. Randomized clinical trial of a postdischarge pharmaceutical care program vs regular follow-up in patients with heart failure. *Farmacia Hospitalaria* 2006;**30**:328–42.
- Maguire 2001** *{published data only}*
Maguire TA, McElnay JC, Drummond A. A randomized controlled trial of a smoking cessation intervention based in community pharmacies. *Addiction* 2001;**96**:325–31.
- Murray 2007** *{published data only}*
Murray DM, Young J, Hoke S, Wanzhu T, Weiner M, Morrow D, et al. Pharmacist intervention to improve medication adherence in heart failure. *Annals of Internal Medicine* 2007;**146**:714–25.
- Raebel 2005** *{published data only}*
Raebel MA, Lyons EE, Chester EA, Bodily MA, Kelleher JA, Long CL, et al. Improving laboratory monitoring at initiation of drug therapy in ambulatory care: a randomized trial. *Archives of Internal Medicine* 2005;**165**:2395–401.
- Raebel 2006** *{published data only}*
Raebel MA, Chester EA, Newsom EE, Lyons EE, Kelleher JA, Long C, et al. Randomized trial to improve laboratory safety monitoring of ongoing drug therapy in ambulatory patients. *Pharmacotherapy* 2006;**26**:619–26.
- Raebel 2007** *{published data only}*
Raebel MA, Charles J, Dugan J, Carroll NM, Korner EJ, Brand DW, et al. Randomized trial to improve prescribing safety in ambulatory elderly patients. *Journal of the American Geriatrics Society* 2007;**55**:977–85.
- Rehring 2006** *{published data only}*
Rehring TF, Stolcpart RS, Sandhoff BG, Merenich JA, Hollis HW Jr. Effect of a clinical pharmacy service on lipid control in patients with peripheral arterial disease. *Journal of Vascular Surgery* 2006;**43**:1205–10.
- Reid 2005** *{published data only}*
Reid F, Murray P, Storrie M. Implementation of a pharmacist-led clinic for hypertensive patients in primary care—a pilot study. *Pharmacy World and Science* 2005;**27**:202–7.
- Rothman 2005** *{published data only}*
Rothman RL, Malone R, Bryant B, Shintani AK, Crigler B, Dewalt DA, et al. A randomized trial of a primary care-based disease management program to improve cardiovascular risk factors and glycated hemoglobin levels in patients with diabetes. *American Journal of Medicine* 2005;**118**:276–84.
- Simon 2000** *{published data only}*
Simon GE, VonKorff M, Rutter C, Wagner E. Randomised trial of monitoring, feedback, and management of care by telephone to improve treatment of depression in primary care. *BMJ* 2000;**320**:550–4.
- Stergachis 2002** *{published data only}*
Stergachis A, Gardner JS, Anderson MT, Sullivan SD. Improving pediatric asthma outcomes in the community setting: does pharmaceutical care make a difference?. *Journal of the American Pharmacists Association* 2002;**42**:743–52.
- Sturgess 2003** *{published data only}*
Sturgess IK, McElnay JC, Hughes CM, Crealey G. Community pharmacy based provision of pharmaceutical care to older patients. *Pharmacy World and Science* 2003;**25**:218–26.
- Vivian 2002** *{published data only}*
Vivian EM. Improving blood pressure control in a pharmacist-managed hypertension clinic. *Pharmacotherapy* 2002;**22**:1533–40.
- Volume 2001** *{published data only}*
Volume CI, Farris KB, Kassam R, Cox CE, Cave A. Pharmaceutical care research and education project: patient outcomes. *Journal of the American Pharmacists Association* 2001;**41**:411–20.
- Welschen 2004** *{published data only}*
Welschen I, Kuyvenhoven MM, Hoes AW, Verheij TJ. Effectiveness of a multiple intervention to reduce antibiotic prescribing for respiratory tract symptoms in primary care: randomised controlled trial. *BMJ* 2004;**329**:431.
- Wiedemer 2007** *{published data only}*
Wiedemer NL, Harden PS, Arndt IO, Gallagher RM. The opioid renewal clinic: a primary care, managed approach to opioid therapy in chronic pain patients at risk for substance abuse. *Pain Medicine* 2007;**8**:573–84.

Wu 2006 *{published data only}*

Wu JY, Leung WY, Chang S, Lee B, Zee B, Tong PC, et al. Effectiveness of telephone counselling by a pharmacist in reducing mortality in patients receiving polypharmacy: randomised controlled trial. *BMJ* 2006;**333**:522.

Yuan 2003 *{published data only}*

Yuan Y, Hay JW, McCombs JS. Effects of ambulatory-care pharmacist consultation on mortality and hospitalization. *American Journal of Managed Care* 2003;**9**:45–56.

Zillich 2005 *{published data only}*

Zillich AJ, Sutherland JM, Kumbera PA, Carter BL. Hypertension outcomes through blood pressure monitoring and evaluation by pharmacists (HOME study). *Journal of General Internal Medicine* 2005;**20**:1091–6.

Additional references**Benev 2000**

Benev J, Bero L, Bond CM. Expanding the roles of outpatient pharmacists: effects on health services utilisation, costs, and patient outcomes. *Cochrane Database of Systematic Reviews* 2000, Issue 2. Art. No.: CD000336. DOI: 10.1002/14651858.CD000336. [[HTML](#) <body id="body">Art. No.: CD000336. DOI: 10.1002/14651858.CD000336%3C/span%3E%3C/body%3E%3C/html%3E]

Blenkinsopp 2003

Blenkinsopp A, Anderson C, Armstrong M. Systematic review of the effectiveness of community pharmacy-based interventions to reduce risk behaviours and risk factors for coronary heart disease. *Journal of Public Health Medicine* 2003;**25**(2):144–53. [PUBMED: 12848404]

Christensen 2006

Christensen DB, Farris KB. Pharmaceutical care in community pharmacies: practice and research in the US. *The Annals of Pharmacotherapy* 2006;**40**(7-8):1400–6. [PUBMED: 16868221]

Dent 2007

Dent LA, Harris KJ, Noonan CW. Tobacco interventions delivered by pharmacists: a summary and systematic review. *Pharmacotherapy* 2007;**27**(7):1040–51. [PUBMED: 17594210]

Donovan 2006

Donovan JL, Drake JA, Whittaker P, Tran MT. Pharmacy-managed anticoagulation: assessment of in-hospital efficacy and evaluation of financial impact and community acceptance. *Journal of Thrombosis and Thrombolysis* 2006;**22**(1):23–30. [PUBMED: 16786229]

Finley 2003

Finley PR, Crismon ML, Rush AJ. Evaluating the impact of pharmacists in mental health: a systematic review. *Pharmacotherapy* 2003;**23**(12):1634–44. [PUBMED: 14695043]

Hanlon 2004

Hanlon JT, Lindblad CI, Gray SL. Can clinical pharmacy services have a positive impact on drug-related problems

and health outcomes in community-based older adults?. *The American Journal of Geriatric Pharmacotherapy* 2004;**2**(1):3–13. [PUBMED: 15555474]

Haynes 2008

Haynes RB, Ackloo E, Sahota N, McDonald HP, Yao X. Interventions for enhancing medication adherence. *Cochrane Database of Systematic Reviews* 2008, Issue 2. Art. No.: CD000011. DOI: 10.1002/14651858.CD000011.pub3. [[HTML](#) <body id="body">Art. No.: CD000011. DOI: 10.1002/14651858.CD000011.pub3.%3C/span%3E%3C/body%3E%3C/html%3E]

Hogue 2006

Hogue MD, Grabenstein JD, Foster SL, Rothholz MC. Pharmacist involvement with immunizations: a decade of professional advancement. *Journal of the American Pharmacists Association : JAPhA* 2006;**46**(2):168-79; quiz 179-82. [PUBMED: 16602227]

Holland 2008

Holland R, Desborough J, Goodyer L, Hall S, Wright D, Loke YK. Does pharmacist-led medication review help to reduce hospital admissions and deaths in older people? A systematic review and meta-analysis. *British Journal of Clinical Pharmacology* 2008;**65**(3):303–16. [PUBMED: 18093253]

Horn 2006

Horn E, Jacobi J. The critical care clinical pharmacist: evolution of an essential team member. *Critical Care Medicine* 2006;**34**(3 Suppl):S46–S51. [PUBMED: 16477202]

Jenkins 1996

Jenkins MH, Bond CA. The impact of clinical pharmacists on psychiatric patients. *Pharmacotherapy* 1996;**16**(4):708–14. [PUBMED: 8840383]

Kaboli 2006

Kaboli PJ, Hoth AB, McClimon BJ, Schnipper JL. Clinical pharmacists and inpatient medical care: a systematic review. *Archives of internal medicine* 2006;**166**(9):955–64. [PUBMED: 16682568]

Kane 2003

Kane SL, Weber RJ, Dasta JF. The impact of critical care pharmacists on enhancing patient outcomes. *Intensive care medicine* 2003;**29**(5):691–8. [PUBMED: 12665997]

Lindenmeyer 2006

Lindenmeyer A, Hearnshaw H, Vermeire E, Van Royen P, Wens J, Biot Y. Interventions to improve adherence to medication in people with type 2 diabetes mellitus: a review of the literature on the role of pharmacists. *Journal of Clinical Pharmacy and Therapeutics* 2006;**31**(5):409–19. [PUBMED: 16958818]

Machado 2007a

Machado M, Bajcar J, Guzzo GC, Einarson TR. Sensitivity of patient outcomes to pharmacist interventions. Part II: Systematic review and meta-analysis in hypertension

- management. *The Annals of Pharmacotherapy* 2007;**41**(11): 1770–81. [PUBMED: 17925496]
- Machado 2007b**
Machado M, Bajcar J, Guzzo GC, Einarson TR. Sensitivity of patient outcomes to pharmacist interventions. Part I: systematic review and meta-analysis in diabetes management. *The Annals of Pharmacotherapy* 2007;**41**(10): 1569–82. [PUBMED: 17712043]
- Manley 2002**
Manley HJ, Carroll CA. The clinical and economic impact of pharmaceutical care in end-stage renal disease patients. *Seminars in Dialysis* 2002;**15**(1):45–9. [PUBMED: 11874593]
- McLean 2005**
McLean WM, MacKeigan LD. When does pharmaceutical care impact health outcomes? A comparison of community pharmacy-based studies of pharmaceutical care for patients with asthma. *The Annals of Pharmacotherapy* 2005;**39**(4): 625–31. [PUBMED: 15741416]
- O'Brien 2007**
O'Brien MA, Rogers S, Jamtvedt G, Oxman AD, Odgaard-Jensen J, Kristoffersen DT, et al. Educational outreach visits: effects on professional practice and health care outcomes. *Cochrane Database of Systematic Reviews* 2007, Issue 4. Art. No.: CD000409. DOI: 10.1002/14651858.CD000409.pub2..
- Perez 2009**
Perez A, Doloresco F, Hoffman JM, Meek PD, Touchette DR, Vermeulen LC, et al. American College of Clinical Pharmacy. ACCP: economic evaluations of clinical pharmacy services: 2001-2005. *Pharmacotherapy* 2009;**29**(1):128.
- Pickard 1999**
Pickard AS, Johnson JA, Farris KB. The impact of pharmacist interventions on health-related quality of life. *The Annals of Pharmacotherapy* 1999;**33**(11):1167–72. [PUBMED: 10573313]
- Pickard 2006**
Pickard AS, Hung SY. An update on evidence of clinical pharmacy services' impact on health-related quality of life. *The Annals of Pharmacotherapy* 2006;**40**(9):1623–34. [PUBMED: 16912249]
- Ponniah 2007**
Ponniah A, Anderson B, Shakib S, Doecke CJ, Angley M. Pharmacists' role in the post-discharge management of patients with heart failure: a literature review. *Journal of Clinical Pharmacy and Therapeutics* 2007;**32**(4):343–52. [PUBMED: 17635336]
- Rollason 2003**
Rollason V, Vogt N. Reduction of polypharmacy in the elderly: a systematic review of the role of the pharmacist. *Drugs and Aging* 2003;**20**(11):817–32. [PUBMED: 12964888]
- Royal 2006**
Royal S, Smeaton L, Avery AJ, Hurwitz B, Sheikh A. Interventions in primary care to reduce medication related adverse events and hospital admissions: systematic review and meta-analysis. *Quality and Safety in Health Care* 2006;**15**(1):23–31. [PUBMED: 16456206]
- Sanghera 2006**
Sanghera N, Chan PY, Khaki ZF, Planner C, Lee KK, Cranswick NE, et al. Interventions of hospital pharmacists in improving drug therapy in children: a systematic literature review. *Drug safety : an international journal of medical toxicology and drug experience* 2006;**29**(11):1031–47. [PUBMED: 17061909]
- Schumock 1996**
Schumock GT, Meek PD, Ploetz PA, Vermeulen LC. Economic evaluations of clinical pharmacy services--1988-1995. The Publications Committee of the American College of Clinical Pharmacy. *Pharmacotherapy* 1996;**16**(6): 1188–208. [MEDLINE: 97103623]
- Schumock 2003**
Schumock GT, Butler MG, Meek PD, Vermeulen LC, Arondekar BV, Bauman JL. Evidence of the economic benefit of clinical pharmacy services: 1996-2000. *Pharmacotherapy* 2003;**23**(1):113–32. [PUBMED: 12523470]
- Simonson 2007**
Simonson W, Hauser RA, Schapira AH. Role of the pharmacist in the effective management of wearing-off in Parkinson's disease. *The Annals of Pharmacotherapy* 2007;**41**(11):1842–9. [PUBMED: 17878397]
- Singhal 1999**
Singhal PK, Raisch DW, Gupchup GV. The impact of pharmaceutical services in community and ambulatory care settings: evidence and recommendations for future research. *The Annals of Pharmacotherapy* 1999;**33**(12):1336–55. [PUBMED: 10630834]
- Tully 2000**
Tully MP, Seston EM. Impact of pharmacists providing a prescription review and monitoring service in ambulatory care or community practice. *The Annals of Pharmacotherapy* 2000;**34**(11):1320–31. [PUBMED: 11098348]
- van Eijken 2003**
van Eijken M, Tsang S, Wensing M, de Smet PA, Grol RP. Interventions to improve medication compliance in older patients living in the community: a systematic review of the literature. *Drugs and Aging* 2003;**20**(3):229–40. [PUBMED: 12578402]
- Van Wijk 2005**
Van Wijk BL, Klungel OH, Heerdink ER, de Boer A. Effectiveness of interventions by community pharmacists to improve patient adherence to chronic medication: a systematic review. *The Annals of pharmacotherapy* 2005;**39**(2):319–28. [PUBMED: 15632223]
- von Gunten 2007**
von Gunten V, Reymond JP, Beney J. Clinical and economic outcomes of pharmaceutical services related to antibiotic

use: a literature review. *Pharmacy World and Science* 2007;
29(3):146–63. [PUBMED: 17273907]

Westerlund 2006

Westerlund LT, Bjork HT. Pharmaceutical care in
community pharmacies: practice and research in Sweden.
The Annals of Pharmacotherapy 2006;**40**(6):1162–9.
[PUBMED: 16735653]

* *Indicates the major publication for the study*

CHARACTERISTICS OF STUDIES

Characteristics of included studies *[ordered by study ID]*

Barbanel 2003

Methods	RCT (randomized by patient)
Participants	community pharmacy in Tower Hamlets, east London (United Kingdom) patients with asthma patients - 24 (12 intervention group, 12 control group) health professional (delivering intervention) - 1 practice - 1 no unit of analysis error
Interventions	targeted towards PATIENTS pharmacists reviewed inhaler technique, provided personal education on a variety of asthma-related topics and followed up with patients with weekly telephone calls vs usual care length of intervention - 45 to 60 min initial education session and weekly telephone calls number of interventions - 12 during 3 months
Outcomes	PROCESS not measured PATIENT improvement in asthma symptoms based on North of England asthma symptom scale
Notes	

Risk of bias

Item	Authors' judgement	Description
Allocation concealment?	Unclear	Patients were randomized using sealed envelopes to intervention or control groups
Blinding? All outcomes	Yes	Outcome variables are objective
Follow-up of professionals?	Yes	Not applicable
Follow-up of patients?	Yes	There were follow-up data on all 12 in the intervention group and 11 in the control group (1 person moved away)
Baseline measurement?	Yes	"baseline scores were similar in the intervention and control groups"
Reliable outcome measures?	Yes	objective validated instrument - North of England asthma symptom scale

Barbanel 2003 (Continued)

Protection against contamination?	Unclear	Did not explicitly mention
-----------------------------------	---------	----------------------------

Bogden 1997

Methods	RCT (randomized by patient)
Participants	university affiliated teaching clinic outpatient clinic in Hawaii (United States) patients with hypercholesterolemia patients - 100 health professional (delivering intervention) - 1 practice -1 no unit of analysis error
Interventions	targeted towards PATIENTS pharmacist advising and interacting with patients and physicians on the best course of pharmacologic therapy vs usual care length of the intervention - 30 min number of interventions - 1 or more during 6 months
Outcomes	PROCESS not measured PATIENT Total Cholesterol (men and women)
Notes	

Risk of bias

Item	Authors' judgement	Description
Allocation concealment?	No	Authors report randomization by last digit of social security number (even vs odd)
Blinding? All outcomes	Yes	Objective outcomes assessed-total cholesterol
Follow-up of professionals?	Yes	Not applicable
Follow-up of patients?	Yes	50 patients were randomized; at time of study completion "there were 47 patients able to be evaluated in the intervention and control groups"
Baseline measurement?	Yes	Primary outcome based on absolute change "from the baseline enrolment value"
Reliable outcome measures?	Yes	Objective outcomes assessed - total cholesterol

Bogden 1997 (Continued)

Protection against contamination?	Unclear	Not explicitly described; subjects recruited from same clinic
-----------------------------------	---------	---

Bond 2000

Methods	RCT (by medical practice)
Participants	<p>university affiliated setting medical practices in Grampian, United Kingdom patients on repeat medications patients - 3074 (1614 intervention, 1460 control) health professional (delivering intervention) - 62 practice - 19 unit of analysis mismatch corrected (randomized by practice, analyzed by patient---analysis accounted for clustering effect)</p>
Interventions	<p>targeted towards PATIENTS pharmacist dispensed repeat prescriptions following a protocol to check whether items were required, or patients were experiencing side-effects or drug interactions vs usual care length of the intervention - not clear number of interventions - 12 during 12 months</p>
Outcomes	<p>PROCESS prescribing costs (excluded) PATIENT death rate adverse drug reactions hospital admissions</p>
Notes	

Risk of bias

Item	Authors' judgement	Description
Allocation concealment?	Yes	Random number tables were used
Blinding? All outcomes	Yes	Objective outcome assessed
Follow-up of professionals?	Yes	Not applicable
Follow-up of patients?	No	Of 1614 patients recruited to intervention group, complete data were available for 905 patients
Baseline measurement?	Unclear	Baseline measures not reported

Bond 2000 (Continued)

Reliable outcome measures?	Yes	Objective outcome assessed
Protection against contamination?	Yes	Allocation was by practice

Borenstein 2003

Methods	RCT (randomized by patient)
Participants	outpatient hypertension clinic run by clinical pharmacists (patients recruited from two main offices of a group medical practice of general internists and internal medicine subspecialists affiliated with a large community hospital) patients with uncontrolled hypertension patients - 1272 (635 intervention, 637 control) health professional (delivering intervention) - not clear practice - 2 no unit of analysis error
Interventions	targeted towards PATIENTS pharmacist assessed patients' blood pressure, medication regimen, medication adherence, adverse drug effects and lifestyle habits and provided individualized patient education regarding dietary and life-style modifications during initial and follow-up visits vs usual care targeted towards HEALTH PROFESSIONALS pharmacist reported findings and treatment recommendations to patients' physicians vs usual care length of the intervention - not clear number of interventions - not clear; follow-up visits scheduled every 2 to 4 weeks at the discretion of the pharmacist over 12 months
Outcomes	PATIENT achievement of blood pressure control based on Joint National Committee on Detection, Evaluation, and Treatment of High Blood Pressure (JNC V)
Notes	Total professional visits (pharmacist and physician) in the intervention vs control (8.0 vs 6.6, P = 0.06)

Risk of bias

Item	Authors' judgement	Description
Allocation concealment?	Unclear	Not explicitly mentioned
Blinding? All outcomes	Yes	Objective outcome assessed
Follow-up of professionals?	Yes	Not applicable

Borenstein 2003 (Continued)

Follow-up of patients?	Yes	Based on reported data-of the 197 patients included in the study, data was reported on all 197 patients
Baseline measurement?	No	Collected, but statistically significant difference in systolic blood pressure and number of African-American patients between groups
Reliable outcome measures?	Yes	Objective outcomes assessed
Protection against contamination?	No	Patients recruited from same medical group

Brook 2003a

Methods	RCT (randomized by patient)
Participants	community pharmacy in the Netherlands patients with depression patients - 135 (intervention 64, control 71) health professional (delivering intervention) - 19 practice - not clear no unit of analysis error
Interventions	targeted towards PATIENTS pharmacist coaching patients and take-home video vs usual care length of the intervention - not clear number of interventions - 3 during 6 months
Outcomes	PROCESS not measured PATIENT disease control assessed by self-rating 90-item (Hopkins) Symptom Checklist (SCL-90)
Notes	required 75 patients per arm to detect 13% difference in depression at significance level of 0.05

Risk of bias

Item	Authors' judgement	Description
Allocation concealment?	Yes	Randomization used "block randomization"
Blinding? All outcomes	No	"Neither patients nor pharmacists were blinded for group assignment; could potentially impact patient self-rating"
Follow-up of professionals?	Yes	Not applicable
Follow-up of patients?	No	"the attrition rate at 3- and 6-month follow-up was 21% and 27%."

Brook 2003a (Continued)

Baseline measurement?	Yes	"At baseline there were no significant differences" between groups
Reliable outcome measures?	Yes	Validated objective tool used-90-item Hopkins Symptom checklist
Protection against contamination?	Unclear	All participants received care from same pharmacy. To minimize "all pharmacists attended a pre-trial meeting at which they were instructed how to approach eligible patients, how to randomise them, and how to use different protocols for patients"

Capoccia 2004

Methods	RCT (randomized by patient)
Participants	university affiliated teaching clinic outpatient clinic in United States patients with depression patients - 74 (41 intervention, 33 control) health professional (delivering intervention) - 2 practice - 1 no unit of analysis error
Interventions	targeted towards PATIENTS pharmacist collaborating with primary care physicians (PCPs) to provide patient education, antidepressant therapy adjustment, monitoring of adherence and adverse drug reactions and prevention of relapse vs usual care length of the intervention - 15 min number of interventions - 13 during 12 months
Outcomes	PATIENT disease control using 20-item Hopkins Symptom Checklist (SCL-20)
Notes	-not all patients completed 13 sessions -required 55 patients per arm to detect a difference of 28% in clinical improvement rates at 0.05 significance level -Boudreau is the design paper for this study; no results reported in Boudreau

Risk of bias

Item	Authors' judgement	Description
Allocation concealment?	No	Not explicitly mentioned in paper
Blinding? All outcomes	Yes	Objective outcome assessed

Capoccia 2004 (Continued)

Follow-up of professionals?	Yes	Not applicable
Follow-up of patients?	Yes	93% of patients completed the 12-month follow-up
Baseline measurement?	Yes	"no significant differences on any demographic or clinical variables between the two groups"
Reliable outcome measures?	Yes	Objective validated instrument used to assess outcome
Protection against contamination?	No	Patients received care from same medical center and potentially same group of professionals. "We cannot rule out the possibility of spillover effect" between groups

Choe 2005

Methods	RCT (randomized by patient)
Participants	university affiliated internal medicine clinic patients - 80 (41 intervention, 39 control) professional (delivering intervention) - unclear practices -1 no unit of analysis error
Interventions	targeted towards PATIENTS pharmacist evaluated/modified therapy, educated on diabetes management and complications, performed screening processes and telephone follow-ups vs usual care targeted towards HEALTH PROFESSIONALS pharmacist discussed therapeutic recommendations with the primary care physicians vs usual care length of intervention - 1 hour number of interventions - unclear number in 12 months with another 12 months of follow-up
Outcomes	PATIENT HbA1c
Notes	Follow-up for HbA1c measurement was 13.6 months for intervention group and 14.9 months for control group

Risk of bias

Item	Authors' judgement	Description
Allocation concealment?	Unclear	Unit of randomization by patient; drew numbers (0 or 1) from a container
Blinding? All outcomes	Yes	Objective outcome measure

Choe 2005 (Continued)

Follow-up of professionals?	Unclear	Not explicitly reported
Follow-up of patients?	Yes	Outcome measures were obtained for 81% of subjects
Baseline measurement?	Yes	no statistically significant differences in demographic variables between groups
Reliable outcome measures?	Yes	Objective outcome measure
Protection against contamination?	No	Patients received care from same medical center

Clifford 2005

Methods	RCT (randomized by patient)
Participants	university affiliated internal medicine clinic patients - 180 (92 intervention, 88 control) professional (delivering intervention) - unclear practices -1 no unit of analysis error
Interventions	targeted towards PATIENTS pharmacist assessed patients' drug regimen and clinical parameters, developed therapeutic plan, provided patient education regarding diet, exercise, compliance and home-glucose monitoring and forwarded patient information (medication lists, labs results, goals) to PCPs vs usual care length of intervention - 5 to 30 minutes (average 15 minutes) number of interventions - 8 in 12 months (face-to-face meetings at baseline, 6, and 12 months; 6-weekly intervals by phone)
Outcomes	PATIENT HbA1c (primary) Fasting plasma glucose, blood pressure, serum lipids, urinary albumin-to-creatinine ratio
Notes	

Risk of bias

Item	Authors' judgement	Description
Allocation concealment?	No	"randomised...by consecutive allocation"
Blinding? All outcomes	Yes	Objective outcome assessed
Follow-up of professionals?	Unclear	Not explicitly reported
Follow-up of patients?	Yes	91% of recruited subjects completed the study

Clifford 2005 (Continued)

Baseline measurement?	No	Intervention patients had a longer duration of diabetes, higher HbA1c, and were taking a greater number of medications
Reliable outcome measures?	Yes	Objective outcome assessed
Protection against contamination?	Unclear	All participants received care from same clinic entity. Did not explicitly mention method to protect against contamination

Cody 1998

Methods	RCT (by patient) + CBA (by geographic area) Similar control site: NOT CLEAR	
Participants	community pharmacies of the Kaiser Permanente patients - 6000 in the RCT / 4600 in the CBA pharmacies - 9 in the RCT / 101 in the CBA no unit of analysis error for the RCT unit of analysis error for the CBA	
Interventions	targeted toward PATIENTS comparison of three models Control model: usual care before 1992 in California California state model (1992) which requires outpatient pharmacist to counsel all patients who receive new or changed prescription about direction for use, the importance of compliance, proper storage, and relevant precautions and warnings. Kaiser Permanente (KP) model that focuses on a more comprehensive pharmacist consultation and other elements of pharmaceutical care on selected high-risk patients. length of study - 23 months	
Outcomes	PROCESS not measured PATIENT Quality of life (SF 36)	
Notes	see McCombs 1998 for design	

Risk of bias

Item	Authors' judgement	Description
Allocation concealment?	Unclear	Not explicitly described; appears to have been performed via a central randomized scheme/ computer system
Blinding? All outcomes	Yes	Objective outcome assessed; nature of study design appears to have ensured blinding - patients were randomly assigned to separate pharma-

Cody 1998 (Continued)

		cies with a more comprehensive consultation model
Follow-up of professionals?	Yes	Not applicable
Follow-up of patients?	Unclear	Not explicitly described
Baseline measurement?	Unclear	Not explicitly described
Reliable outcome measures?	Unclear	Patients self-completed and mailed in quality of life surveys
Protection against contamination?	No	NOT DONE for the RCT / DONE FOR the CBA

Diwan 1995

Methods	RCT (randomized by health center)
Participants	primary care health centers in Sweden, excluding health centers in counties with a university hospital, department of general medicine, or extensive activities for the prevention of cardiovascular disease or both. education provided by pharmacists focused on treating patients with cardiovascular disease. patients - 1308 practices - 134 health centers professional - 1 no unit of analysis error (the unit of analysis was the health center)
Interventions	targeted towards HEALTH PROFESSIONALS pharmacist vs. no intervention pharmacist conducted academic group detailing sessions at health centers length of intervention - four 30 minute detailing sessions over a 5 month period product related
Outcomes	PROCESS number of prescriptions of lipid-lowering drugs/month PATIENT not measured
Notes	

Risk of bias

Item	Authors' judgement	Description
Allocation concealment?	Yes	Coin toss

Diwan 1995 (Continued)

Blinding? All outcomes	Yes	Objective outcome assessed
Follow-up of professionals?	Yes	Data collected from 87% of health centers
Follow-up of patients?	Yes	Data were missing on 17 of 1308 patients
Baseline measurement?	Unclear	Not explicitly described; some differences existed in the number of baseline prescriptions between control and intervention groups. May not affect outcome
Reliable outcome measures?	Yes	Objective outcome assessed
Protection against contamination?	Yes	Detailing occurred in specific health center

Finley 2003

Methods	RCT (randomized by patient)
Participants	outpatient clinic in Kaiser Permanente Medical Center, San Rafael, United States patients with depression patients - 125 (75 intervention, 50 control) professional (delivering intervention) - 2 practice - 1 no unit of analysis error
Interventions	targeted towards PATIENTS pharmacist managed medication regimens, conducted in-clinic and telephone follow-ups and educated patients regarding medications and disease state vs usual care length of the intervention - 30 min initial clinic visit, "brief" second and third clinic visits, 5 to 10 min telephone calls number of interventions - 3 clinic visits + 5 telephone follow-ups during 6 months
Outcomes	Brief Inventory for Depressive Symptoms (BIDS) score % patients with $\geq 50\%$ reduction in BIDS score % patient achieving remission (BIDS score < 9) % patients with reduction in Work and Social Disability Scale (WSDS) score
Notes	-pharmacists met weekly with a psychiatrist ("psychiatric mentor") to present new patients and provide updates on other patients; the psychiatrist was also available for consultations as needed -study was powered to detect compliance outcomes only

Risk of bias

Item	Authors' judgement	Description
------	--------------------	-------------

Finley 2003 (Continued)

Allocation concealment?	Unclear	used "sealed envelopes", no mention of whether envelopes were opaque
Blinding? All outcomes	Yes	objective primary outcomes
Follow-up of professionals?	Yes	Not applicable
Follow-up of patients?	No	data analyzed for < 80% of randomized patients
Baseline measurement?	Yes	objective outcome assessed
Reliable outcome measures?	Yes	objective primary outcomes
Protection against contamination?	No	patients randomized within 1 practice

Freemantle 2002

Methods	RCT (randomized by health authority)	
Participants	outpatient general practices in United Kingdom National Health Service health authorities professional (delivering intervention) - 12 practice - 75 unit of analysis error (randomized by health authority, analyzed by practice)	
Interventions	targeted towards HEALTH PROFESSIONALS pharmacist performed educational outreach visits on two of four practice guideline topics ((1) use of aspirin as antiplatelet therapy, (2) use of ACEIs in heart failure, (3) use of NSAIDs in pain due to osteoarthritis, (4) choice of antidepressant for depression) vs non-targeted guideline control length of the intervention - not clear number of interventions - 2; 12 months pre-intervention and 12 months post-intervention periods	
Outcomes	PROCESS # of patients treated in accordance with guideline recommendations	
Notes		
<i>Risk of bias</i>		
Item	Authors' judgement	Description
Allocation concealment?	Yes	health authorities allocated in pairs through a central random process

Freemantle 2002 (Continued)

Blinding? All outcomes	Yes	objective measures
Follow-up of professionals?	Yes	6 out of 69 practices refused follow-up
Follow-up of patients?	Yes	not applicable
Baseline measurement?	Unclear	baseline adherence to recommendations not reported for intervention vs control groups
Reliable outcome measures?	Yes	objective outcome measure
Protection against contamination?	Yes	randomized by health authority

Gattis 1999

Methods	RCT (randomized by patient)
Participants	university affiliated teaching clinic outpatient cardiology clinic in United States patients with heart failure patients - 181 (90 intervention, 91 control) professional (delivering intervention) - not clear practice - 1 no unit of analysis error
Interventions	targeted towards PATIENTS pharmacist educated patients regarding therapy modification and provided telephone follow-up vs usual care with telephone follow-up targeted towards HEALTH PROFESSIONALS pharmacist made recommendation to physicians regarding therapy optimization length of the intervention - not clear number of interventions - 4 during 6 months
Outcomes	PATIENT all-cause mortality and heart failure events at 6 months
Notes	

Risk of bias

Item	Authors' judgement	Description
Allocation concealment?	Yes	"computer generated randomization scheme"
Blinding? All outcomes	Yes	Objective outcome assessed

Gattis 1999 (Continued)

Follow-up of professionals?	Yes	Not applicable
Follow-up of patients?	Unclear	Not explicitly described
Baseline measurement?	Yes	Baseline characteristics were similar between groups
Reliable outcome measures?	Yes	Objective outcome assessed
Protection against contamination?	No	Patients received care from same medical center

Gonzalez-Martin 2003

Methods	RCT (randomized by patient)	
Participants	outpatient pediatric clinic affiliated with Catholic University, Chile patients with asthma patients - 21 (11 intervention, 10 control) professional (delivering intervention) - not clear practice - 1 no unit of analysis error	
Interventions	targeted towards PATIENTS pharmacist educated patients on medication therapy and inhaler use using asthma explanatory booklet and prescribed medications brochure vs usual care length of the intervention - 30 min number of interventions - 3 during 9 weeks	
Outcomes	PATIENT Pediatric asthma quality of life questionnaire (PAQLQ) score: emotions, activities, symptoms domains Spirometry testing: FVC, FEV1	
Notes		
Risk of bias		
Item	Authors' judgement	Description
Allocation concealment?	Unclear	Allocation procedure not described explicitly
Blinding? All outcomes	Yes	Objective outcome assessed
Follow-up of professionals?	Yes	not applicable
Follow-up of patients?	Yes	"All 21 recruited children completed the study"

Gonzalez-Martin 2003 (Continued)

Baseline measurement?	Yes	There were no statistically significant differences between groups
Reliable outcome measures?	Yes	Objective outcome assessed
Protection against contamination?	No	randomized by patient within 1 practice

Goodyer 1995

Methods	RCT (randomized by patient)
Participants	outpatient clinics of the Medicine for Elderly Department at Charing Cross Hospital (United Kingdom) patients over the age of 70 years - 100 no unit of analysis error
Interventions	targeted towards PATIENTS verbal counseling on the correct use of medication + medication calendar and information leaflets length of intervention - 3 domiciliary visits over a 6 to 12 week period
Outcomes	PROCESS not measured PATIENT compliance (pill count) defined as the percentage of the number that should have been consumed patient knowledge exercise test (distance in 6 min and distance till breathless) clinical assessment Nottingham Health Profile breathlessness when performing different activities.
Notes	

Risk of bias

Item	Authors' judgement	Description
Allocation concealment?	Unclear	Allocation procedure not described explicitly
Blinding? All outcomes	Yes	Physician performing clinical assessment was blinded; outcome collected for the purpose of this review is objective
Follow-up of professionals?	Yes	Not applicable
Follow-up of patients?	Yes	18 out of 100 patients dropped out by the end of the study

Goodyer 1995 (Continued)

Baseline measurement?	Yes	There were no significant differences between groups. The only concern was a non-significant difference between groups in baseline edema
Reliable outcome measures?	Yes	Objective outcome assessed
Protection against contamination?	Unclear	Two people from same family could have been assigned to different groups

Hall 2001

Methods	RCT (randomized by practice) - before and after pragmatic randomized controlled trial
Participants	outpatient general practice clinics in a single health authority district, England professional (delivering intervention) - 1 practice -79 (38 intervention, 38 control) no unit of analysis error (general practices the unit of analysis)
Interventions	targeted towards HEALTH PROFESSIONALS pharmacist conducted educational outreach visits to promote undertaking of <i>H. pylori</i> eradication using mailed consensus guidelines vs mailed consensus guidelines alone length of the intervention - not clear number of interventions - 1 between 12 months pre-intervention and 12 months post-intervention periods
Outcomes	PROCESS increase in omeprazole prescribing in accordance with consensus guidelines increase in metronidazole prescribing in accordance with consensus guidelines
Notes	21 practices from randomized 38 received intervention

Risk of bias

Item	Authors' judgement	Description
Allocation concealment?	Yes	"computer generated random number list"
Blinding? All outcomes	Unclear	Objective outcome assessed
Follow-up of professionals?	No	3 of 19 intervention practices (that allowed a visit) allowed an audit
Follow-up of patients?	Yes	Not applicable
Baseline measurement?	Unclear	Not explicitly described

Hall 2001 (Continued)

Reliable outcome measures?	Yes	Objective outcome assessed
Protection against contamination?	Yes	General practices unit of randomization

Hanlon 1996

Methods	RCT (randomized by patient)
Participants	general medicine clinic at the Durham Veteran Affairs Medical Center North Carolina (United States) patients over 64 years with 5 or more regularly scheduled medications - 208 professional (delivering intervention) - 1 practices -1 no unit of analysis error
Interventions	targeted towards PATIENTS education regarding any drug related problem + reinforcement of physician instructions targeted towards HEALTH PROFESSIONALS thorough medication history review; recommendation and their rationale presented orally and in writing to the patients' physicians length of intervention - not clear number of interventions - multiple during 12 months
Outcomes	PROCESS Medication Appropriateness Index (MAI) PATIENT SF 36 (Health Related Quality of Life) Adverse Drug Events (ADE) Compliance Satisfaction
Notes	ADE and Compliance were self reported by the patients and are therefore not reported in this review

Risk of bias

Item	Authors' judgement	Description
Allocation concealment?	Unclear	Randomised using a computer generated scheme
Blinding? All outcomes	Yes	Objective outcome assessed
Follow-up of professionals?	Yes	Not applicable
Follow-up of patients?	Yes	169 out of 208 patients followed up

Hanlon 1996 (Continued)

Baseline measurement?	Yes	Control patients were more likely to have been married, to take more medications, and to have more medications for which the clinical pharmacist developed recommendations. Analyses controlled for these baseline differences
Reliable outcome measures?	Yes	Objective outcome assessed
Protection against contamination?	No	Patients received care in the same clinic

Hawkins 1979

Methods	RCT (randomized by patient)
Participants	outpatient primary care clinic in United States (Texas) diabetic or hypertensive patients or both episodes of care - 12,918 patients - 1148 professionals (delivering intervention) - 2 practices - 1 no unit of analysis error
Interventions	targeted towards PATIENTS pharmacist management of drug therapy (physician not involved) vs usual care (physician only) pharmacists prescribed drugs and modified drug therapy as needed length of intervention - 29 months product related
Outcomes	PROCESS kept appointment rate follow-up clinic visits hospital admissions emergency department visits PATIENT compliance mean blood pressure blood sugar level percent of patients with decreased blood pressure percent of patients with decreased blood sugar levels
Notes	Intervention was delivered by pharmacists who were assisted by trainees

Risk of bias

Item	Authors' judgement	Description
Allocation concealment?	Unclear	Allocation procedure not described explicitly

Hawkins 1979 (Continued)

Blinding? All outcomes	Yes	Objective outcome assessed
Follow-up of professionals?	Yes	Not applicable
Follow-up of patients?	No	Total attrition was 39.2% and 51.2% in experimental and control group, respectively
Baseline measurement?	No	Control group contained a higher percentage of patients with hypertension as an only diagnosis; a higher percentage of experimental patients had both hypertension and diabetes
Reliable outcome measures?	Yes	Objective outcome assessed
Protection against contamination?	Unclear	Possible physician influence on intervention group

Ilett 2000

Methods	RCT (randomized by health professional)
Participants	outpatient clinics in Australia patients with antibiotic prescriptions physicians (receiving intervention) - 112 (56 intervention, 56 control) health professional (delivering intervention) - not clear practice - unclear (multiple practices in Osborne Division of General Practice in the Perth Western Australia) no unit of analysis error
Interventions	targeted towards HEALTH PROFESSIONALS pharmacist provided academic detailing, consisting of in-person visit and paper chart, to physicians on best practice guidelines for antibiotic use vs no intervention length of the intervention - 10 to 15 min number of interventions - 1 during 3 months
Outcomes	PROCESS Number of prescriptions for all antibiotics PATIENT none measured
Notes	Guidelines for antibiotic prescribing were developed by an expert panel and were in line with published Australian therapeutic guidelines for antibiotics

Risk of bias

Item	Authors' judgement	Description
Allocation concealment?	Unclear	Not explicitly described

Ilett 2000 (Continued)

Blinding? All outcomes	Yes	Objective outcome assessed
Follow-up of professionals?	Yes	Outcome data were available for all 112 physicians included in the study
Follow-up of patients?	Yes	Not applicable
Baseline measurement?	Yes	"had similar demographic profile"
Reliable outcome measures?	Yes	Objective outcome assessed
Protection against contamination?	Unclear	Communication between physicians was possible

Jaber 1996

Methods	RCT (randomized by patient)
Participants	university-affiliated general medicine outpatient clinic in United States (Michigan) urban African-American patients with diabetes patients - 45 health professionals - 1 practices - 1 no unit of analysis error
Interventions	targeted towards PATIENTS pharmacist provided diabetes education, medication counseling, instructions on dietary regulation, exercise and home glucose monitoring, and evaluation and adjustment of drug regimen vs usual care length of intervention - 4 months non-product related
Outcomes	PROCESS not measured PATIENT glucose levels quality of life
Notes	

Risk of bias

Item	Authors' judgement	Description
Allocation concealment?	Unclear	Allocation procedure not described explicitly

Jaber 1996 (Continued)

Blinding? All outcomes	Yes	Objective outcome assessed
Follow-up of professionals?	Yes	Not applicable
Follow-up of patients?	Yes	39 out of 45 patients completed the study
Baseline measurement?	Yes	Objective outcome assessed
Reliable outcome measures?	Yes	Objective outcome assessed
Protection against contamination?	Yes	Unlikely that the control group received the intervention

Jackson 2004

Methods	open-label RCT (randomized by patient)
Participants	home-based follow-up of patients discharged from Royal Hobart acute care teaching hospital in southern Tasmania, Australia patients - 128 (60 intervention, 68 control) health professional (delivering intervention) - 1 practice - 1 no unit of analysis error
Interventions	targeted towards PATIENTS pharmacist conducted home-visit to test INR and educate patients regarding anticoagulant therapy using printed educational materials targeted towards HEALTH PROFESSIONALS pharmacist informed physicians regarding patients' INR, recommended dosage adjustments and implemented therapy changes vs usual care length of the intervention - 24 min number of interventions - 4 during 90 days
Outcomes	PATIENT therapeutic INR as defined by ACCP on day 8 after-discharge total, major, and minor bleeding complications within 90 days of discharge
Notes	

Risk of bias

Item	Authors' judgement	Description
Allocation concealment?	Yes	Patients were home-based; allocation was likely adequately concealed

Jackson 2004 (Continued)

Blinding? All outcomes	Yes	Objective outcomes assessed
Follow-up of professionals?	Yes	Not applicable
Follow-up of patients?	Yes	127 of the 131 patients completed the study
Baseline measurement?	No	"The two groups were well matched with regard to baseline demographics. There was a significantly higher incidence of previous myocardial infarction in the intervention group compared to the control group"
Reliable outcome measures?	Yes	Objective outcomes assessed
Protection against contamination?	Yes	Patients were home-based, contamination unlikely

Jameson 1995

Methods	RCT (randomized by patient)
Participants	primary care practice in United States (Michigan) patients at high risk for adverse consequences of drug therapy patients - 64 health professionals - 1 practices - 1 no unit of analysis error
Interventions	targeted towards PATIENTS pharmacist conducted a single pharmacotherapy consultation with patient, met with physician to discuss findings, conducted educational session with patient vs usual care length of intervention - brief (a few hours total) product related
Outcomes	PROCESS number of drugs doses of drugs costs of drugs PATIENT compliance side effects
Notes	
<i>Risk of bias</i>	

Jameson 1995 (Continued)

Item	Authors' judgement	Description
Allocation concealment?	Yes	"Randomised by a simple coin toss"
Blinding? All outcomes	Yes	Objective outcome assessed
Follow-up of professionals?	Yes	Not applicable
Follow-up of patients?	No	268 of 340 patients completed the study
Baseline measurement?	Yes	"There were no differences in demographics between patients"
Reliable outcome measures?	Yes	Objective outcome assessed
Protection against contamination?	No	Patients received care in the same clinic; communication between the pharmacist and physician could have influenced usual care

Malone 2001

Methods	RCT (randomized by patient)
Participants	ambulatory care clinics in Veterans Affairs Medical Centers across continental United States patients with high risk for medication related problems (≥ 3 of following criteria: (1) more than 5 medications, (2) more than 12 doses per day, (3) more than 3 chronic medical conditions, (4) more than 4 changes to medication regimen over past year, (5) taking < 80% of medications based on pharmacy refill records, (6) taking medication requiring therapeutic monitoring patients - 1054 (intervention 523, control 531) health professional (delivering intervention) - 78 practice - 9 no unit of analysis error
Interventions	targeted towards PATIENTS pharmacist reviewed medical records, performed physical assessment and laboratory tests to assess appropriateness of medication therapy, modified therapy as necessary, educated patients, and made referrals to other health professionals vs usual care length of the intervention - > 15 minutes for > 73% of patient contacts number of interventions - mean of 3.5 during 12 months
Outcomes	PATIENT health-related quality of life using SF-36 questionnaire
Notes	*Ellis 2000 is a subgroup analysis of Improve Study (Malone 2001)

Risk of bias

Malone 2001 (Continued)

Item	Authors' judgement	Description
Allocation concealment?	Yes	"Were randomised by a central coordinating centre"
Blinding? All outcomes	Yes	Objective outcomes assessed
Follow-up of professionals?	Yes	not applicable
Follow-up of patients?	Yes	931 of 1054 patients completed the study
Baseline measurement?	Yes	"The two groups were similar in demographics and medical conditions at study enrolment. The scores for intervention group were lower for all domains compared with the control group, but differences were not statistically significant at the P = 0.01 level"
Reliable outcome measures?	Yes	Objective outcomes assessed
Protection against contamination?	Yes	Multi-site study

Mehos 2000

Methods	RCT (randomized by patient)
Participants	family medicine residency training clinic in Colorado, United States patients with stage 1 or 2 hypertension patients - 41 (intervention 20, control 21) health professionals (delivering intervention) - not clear practices - 1 no unit of analysis error
Interventions	targeted towards PATIENTS patients received blood pressure monitors, blood pressure diaries and telephone contacts by pharmacist to evaluate blood pressure and response to therapy vs usual care without blood pressure self-monitoring targeted towards HEALTH PROFESSIONALS pharmacist informed primary care health professionals of patients' blood pressure results and provided therapy recommendations vs usual care length of intervention - 30 minutes (initial visit) number of interventions - initial visits and phone call follow-ups during 6 months product and non-product related
Outcomes	PATIENT systolic, diastolic, and mean arterial blood pressure
Notes	

Mehos 2000 (Continued)

<i>Risk of bias</i>		
Item	Authors' judgement	Description
Allocation concealment?	Unclear	"randomized using a deck of cards". Unclear how this concealed allocation
Blinding? All outcomes	Yes	Objective outcome assessed
Follow-up of professionals?	Yes	Not applicable
Follow-up of patients?	Yes	36 out of 41 patients completed the study
Baseline measurement?	Yes	"No statistically significant differences in baseline characteristics between" groups
Reliable outcome measures?	Yes	Objective outcome assessed
Protection against contamination?	No	Patients received care in the same clinic; communication between the pharmacist and physician could have influenced usual care

Meredith 2002

Methods	RCT (randomized by patient)
Participants	home care agencies in United States (New York City and Los Angeles) patients with home care services patients - 317 (160 intervention group, 157 control group) health professional (delivering intervention) - 2 practice -2 no unit of analysis error
Interventions	targeted towards PATIENTS pharmacist, assisted by a patient's nurse, reviewed patient profiles, identified medication problems (related to inappropriate use of H2 blockers, cardiovascular medication, psychotropic medication and NSAIDs); the nurse assisted the patient with the medication changes and monitored the effect. Clinical pharmacists provided nurses with educational materials that explained the background of each of the problems and suggested ways to resolve them. targeted towards HEALTH PROFESSIONALS pharmacist developed a plan to address therapeutic problems to the patient's physician vs usual care length of the intervention - 30 min number of interventions - 1 during 6 weeks to 90 days

Meredith 2002 (Continued)

Outcomes	PROCESS improvement in prescribing for any medication use therapeutic duplication cardiovascular medication use psychotropic medication use NSAIDs use as % of patients
Notes	nurse presented the plan to physicians for uncomplicated cases and assisted patients with medication changes and monitored their effect

Risk of bias

Item	Authors' judgement	Description
Allocation concealment?	Yes	"Coordinating centre randomised eligible patients using balanced block randomisation"
Blinding? All outcomes	Yes	Objective outcome assessed
Follow-up of professionals?	Yes	Not applicable
Follow-up of patients?	Yes	259 of 317 patients completed the study
Baseline measurement?	Yes	There were no demographic differences between the intervention and control groups
Reliable outcome measures?	Yes	Objective outcome assessed
Protection against contamination?	Yes	Intervention took place in patients' home

Odegard 2005

Methods	RCT (randomized by patient)
Participants	university affiliated teaching clinic outpatient clinic in University of Washington Medicine Neighborhood Clinics, United States patients with Type II diabetes patients - 77 (43 intervention group, 34 control group) health professional (delivering intervention) - not clear practice - 8 no unit of analysis error
Interventions	targeted towards PATIENTS pharmacist developed a diabetes care plan and communicated with patients and physicians regarding diabetes care progress vs usual care length of the intervention - 10 min per telephone call and 30 min per in-person visit

Odegard 2005 (Continued)

	number of interventions - average of 4.5 telephone contacts and 2.1 in-person visits during 6 months followed by 6 month usual care follow-up	
Outcomes	PROCESS not measured PATIENT HbA1C at 6 months (end of intervention) and 12 months (6 months of usual care follow-up)	
Notes		
Risk of bias		
Item	Authors' judgement	Description
Allocation concealment?	Unclear	Not explicitly described
Blinding? All outcomes	Yes	Objective outcome measure
Follow-up of professionals?	Yes	Not applicable
Follow-up of patients?	Yes	66 out of 77 subjects completed the study
Baseline measurement?	Yes	Groups were similar, with the exception of the intervention group being less likely to have a high school education
Reliable outcome measures?	Yes	Objective outcome measure
Protection against contamination?	No	Patients received care within the same clinic system (unit of allocation by the patient). Communication between the pharmacist and physician could have influenced usual care

Okamoto 2001

Methods	RCT (randomized by patient)
Participants	hypertension and general medicine clinics within a managed care facility in United States patients with hypertension patients - 330 (164 intervention group, 166 control group) health professional (delivering intervention) - 1 practice - not clear no unit of analysis error
Interventions	targeted towards PATIENTS pharmacist managed treatment of patients with hypertension and obtained consent from physicians for therapy changes vs usual care length of the intervention - not clear number of interventions - 5 during 6 months

Okamoto 2001 (Continued)

Outcomes	PATIENT Blood pressure Health-related quality of life using short-form health survey (SF-36)	
Notes		
Risk of bias		
Item	Authors' judgement	Description
Allocation concealment?	Unclear	Not explicitly described
Blinding? All outcomes	Yes	Objective outcome assessed
Follow-up of professionals?	Yes	Not applicable
Follow-up of patients?	Unclear	Specific data not provided on number of patients lost to follow-up
Baseline measurement?	Yes	330 of 381 patients completed the study
Reliable outcome measures?	Yes	Objective outcome assessed
Protection against contamination?	No	Patients received care within the same facility. Communication between the pharmacist and physician could have influenced usual care

Park 1996

Methods	RCT (randomized by patient)
Participants	two sites of a chain pharmacy in Chicago Ill, United States patients with hypertension - 64 health professionals (delivering intervention) - 2 pharmacy residents practices -2 (not studied at the same time) no unit of analysis error
Interventions	targeted towards PATIENTS oral and written education about hypertension, its treatments and risk factors to the patients + recommendation to the physician if necessary length of the intervention - 15 to 30 min approximately frequency of the intervention - 4 in 4 months
Outcomes	PROCESS not measured PATIENT

Park 1996 (Continued)

	blood pressure compliance (pill count) Health Status Questionnaire (HSQ) Hypertension/Lipid Form (HTN)	
Notes	the intervention group and control group were different at baseline (for their systolic blood pressure) but the authors did not provide the significance level of this difference	
Risk of bias		
Item	Authors' judgement	Description
Allocation concealment?	Unclear	Allocation procedure not described explicitly
Blinding? All outcomes	Yes	Objective outcome assessed
Follow-up of professionals?	Yes	not applicable
Follow-up of patients?	Yes	53 out of 64 patients completed the study
Baseline measurement?	Unclear	The intervention group and control group were different at baseline (for their systolic blood pressure) but the authors did not provide the significance level of this difference
Reliable outcome measures?	Yes	Resident performed blood pressure measurement, which were not blinded from patients; these are objective outcomes
Protection against contamination?	No	All subjects were recruited from the same community pharmacy; there was the possibility of communication between subjects within the same household or family

Paulos 2005

Methods	RCT (randomized by patient)
Participants	community pharmacy in Chile patients with hyperlipidemia patients - 42 (23 in intervention group, 19 in control group) health professional (delivering intervention) - 1 practice - 1 no unit of analysis error
Interventions	targeted towards PATIENTS pharmacist measured total blood cholesterol and triglyceride levels and educated patients on cardiovascular disease and risk factors and appropriate medication use vs usual care length of the intervention - 20 to 25 min number of interventions - 5 during 4 months

Paulos 2005 (Continued)

Outcomes	PROCESS not measured PATIENT Total cholesterol levels Triglyceride levels % of patients with decrease in total cholesterol levels % of patients with decrease in triglyceride levels	
Notes		
<i>Risk of bias</i>		
Item	Authors' judgement	Description
Allocation concealment?	Unclear	Randomization and allocation process was not described
Blinding? All outcomes	Yes	Objective outcome measure
Follow-up of professionals?	Yes	Not applicable
Follow-up of patients?	Unclear	Specific data not provided
Baseline measurement?	Unclear	Significance for differences in baseline measurements for primary outcomes was not reported
Reliable outcome measures?	Yes	Objective outcome measure
Protection against contamination?	No	All subjects were recruited from the same community pharmacy; there was the possibility of communication between subjects within the same household or family

Peterson 2004

Methods	RCT (randomized by patient)
Participants	acute care teaching hospital (Royal Hobart Hospital) in southern Tasmania, Australia patients with cardiovascular disease discharged from the hospital on statin therapy patients - 94 (46 intervention, 48 control) health professional (delivering intervention) - 1 practice - 1 no unit of analysis error
Interventions	targeted towards PATIENTS pharmacist conducted home-visits to perform cholesterol measurements, assess medication regimen and educate patients regarding lipid-lowering drug therapy and dietary and life-style modifications vs usual care

Peterson 2004 (Continued)

	length of the intervention - not clear number of interventions - 6 during 6 months	
Outcomes	PATIENT cholesterol level at follow-up (6 months)	
Notes		
<i>Risk of bias</i>		
Item	Authors' judgement	Description
Allocation concealment?	Yes	"Computer-generated list of random numbers"
Blinding? All outcomes	Yes	Objective outcome assessed
Follow-up of professionals?	Yes	Not applicable
Follow-up of patients?	Yes	81 out of 94 subjects completed the study
Baseline measurement?	Yes	There were no statistically significant differences between groups
Reliable outcome measures?	Yes	Objective outcome assessed
Protection against contamination?	Yes	Patients randomized within 1 hospital but intervention performed at home

Rickles 2005

Methods	RCT (randomized by patient) - randomized, controlled, unblinded, mixed experimental design
Participants	community pharmacies within a large managed care organization in Wisconsin, United States patients presenting with new antidepressant prescriptions patients - 63 (31 intervention, 32 control) health professional (delivering intervention) - 14 practice - 8 no unit of analysis error
Interventions	targeted towards PATIENTS pharmacist provided monthly telephone-based education on antidepressant use and goal of therapy and monitoring of adverse effects and adherence vs usual care length of the intervention - 19, 12, and 11 min for first, second, and third phone call, respectively number of interventions - 3 during 3 months

Rickles 2005 (Continued)

Outcomes	PATIENT greater than 50% improvement in depression symptoms measured with Beck Depression Inventory-II (BDI-II) instrument	
Notes	-past use of psychiatric medications was different between groups at baseline -study was powered to detect compliance outcomes only	
<i>Risk of bias</i>		
Item	Authors' judgement	Description
Allocation concealment?	Unclear	assignment sealed in an envelope; envelope not reported as "opaque"
Blinding? All outcomes	Yes	Objective outcome assessed
Follow-up of professionals?	Yes	not applicable
Follow-up of patients?	Yes	60 out of 63 patients completed the study
Baseline measurement?	Yes	Intervention group was more likely to have a history of psychotropic medication use
Reliable outcome measures?	Yes	Objective outcome assessed
Protection against contamination?	No	Patients were randomized. There was the possibility of communication between subjects within the same household or family

Sadik 2005

Methods	RCT (randomized by patient)
Participants	outpatient clinic in Al-Ain Hospital, Al-Ain, UAE patients with heart failure (HF) patients - 221 (intervention 109, control 112) health professional (delivering intervention) - 1 practice - 1 no unit of analysis error
Interventions	targeted towards PATIENTS pharmacist providing patient education regarding HF medications and disease management during clinic follow-up visits, printed booklet on HF, symptom monitoring diary card targeted towards HEALTH PROFESSIONALS pharmacist discussed drug therapy with patients' physicians vs usual care length of the intervention - not clear

Sadik 2005 (Continued)

	number of interventions - 5 during 12 months
Outcomes	PATIENT mean distance walked in 2 min test QOL (quality of life) using SF-36 questionnaire
Notes	Patients were recruited from the hospital ward and hospital outpatient clinic; intervention took place in hospital outpatient clinic

Risk of bias

Item	Authors' judgement	Description
Allocation concealment?	Unclear	Not explicitly described. Manuscript cited a reference from 1981 for randomization method (minimization methods)
Blinding? All outcomes	Yes	Objective outcome assessed
Follow-up of professionals?	Yes	not applicable
Follow-up of patients?	Yes	208 of 221 patients completed the study
Baseline measurement?	Yes	No difference was mentioned between the groups
Reliable outcome measures?	Yes	Objective outcome assessed
Protection against contamination?	No	Patients were randomized. Communication between the pharmacist and physician could have influenced usual care

Sarkadi 2004

Methods	RCT (randomized by patient)
Participants	community pharmacies in Sweden patients with diabetes mellitus Type II patients - 64 (intervention 33, control 31) health professional (delivering intervention) - unclear practice - unclear no unit of analysis error
Interventions	targeted towards PATIENTS pharmacist led an educational program using a video, a dice game and a booklet on diabetes management to promote dietary modifications, exercise and blood glucose control and referred patients to health professionals in cases of unsatisfactory glucose control vs no intervention length of the intervention - unclear number of interventions - 3 during 1 year; 1 year follow-up after intervention completion

Sarkadi 2004 (Continued)

Outcomes	PATIENT HbA1c at 12 months (end of study) HbA1c at 24 months (follow-up)
Notes	Pharmacist led educational group had assistance from a diabetes nurse specialist on the first two occasions; patients were self-referred to the program

Risk of bias

Item	Authors' judgement	Description
Allocation concealment?	Yes	"An assistant mixed envelopes in a box, took them out one at a time, and randomly placed them into 2 piles. A third person, acting as a witness, pointed out which pile should be allocated to the intervention group and which pile to the control group"
Blinding? All outcomes	Yes	Objective outcome assessed
Follow-up of professionals?	Yes	Not applicable
Follow-up of patients?	Unclear	Not explicitly described
Baseline measurement?	No	Intervention group had longer diabetes duration compare with control group
Reliable outcome measures?	Unclear	Reliability of measurements unclear (patients brought in glycosylated hemoglobin measures)
Protection against contamination?	Unclear	Settings of intervention and control groups not explicitly described

Schneider 1982

Methods	RCT (randomized by patient)
Participants	outpatient medicine clinic at the University Hospital Clinic, University Hospital, Ohio State University patients with essential hypertension and congestive heart failure patients - 40 (intervention 20, control 20) health professional (delivering intervention) - 1 practice - 1 no unit of analysis error
Interventions	targeted towards PATIENTS pharmacist examined and evaluated patients during a clinic visit targeted towards HEALTH PROFESSIONALS

Schneider 1982 (Continued)

	pharmacist communicated findings and suggestions to physician vs usual care length of intervention - 12 months	
Outcomes	PATIENT systolic and diastolic blood pressure	
Notes		
Risk of bias		
Item	Authors' judgement	Description
Allocation concealment?	Unclear	Not explicitly described
Blinding? All outcomes	Yes	Objective outcome assessed
Follow-up of professionals?	Yes	Not applicable
Follow-up of patients?	Unclear	Not explicitly described
Baseline measurement?	Unclear	Not explicitly described
Reliable outcome measures?	Yes	Objective outcome assessed
Protection against contamination?	No	Patients were randomized. Communication between the pharmacist and physician could have influenced usual care

Solomon 1998

Methods	RCT (randomized by patient)
Participants	outpatient clinics at 10 Veterans Administration Medical Centers and 1 university hospital in United States patients with hypertension and/or COPD patients - hypertension arm 133 (intervention 63, control 70); COPD arm 98 (intervention 43, control 55) health professionals - not clear practices - 11 no unit of analysis error
Interventions	targeted towards PATIENTS pharmacist provided clinical pharmaceutical care services vs usual care length of intervention - approximately 60 minutes for initial visits, 30 minutes for follow-up visits number of interventions - monthly visits over 6 months no unit of analysis error

Solomon 1998 (Continued)

Outcomes	PATIENT blood pressure (hypertension arm) Borg Scale (COPD arm)
Notes	-pharmaceutical care services included clinical management of hypertension and COPD via standardized patient assessment activities, pharmacists' involvement with the health care team, collaboration with physicians to develop patient-specific plan, patient education on hypertension and COPD, counseling to address patients' questions or concerns, and regular patient assessments and care -intention-to-treat analysis not done (number of patients reported is number of patients analyzed; number of patients randomized not clear)

Risk of bias

Item	Authors' judgement	Description
Allocation concealment?	Yes	"Table of random numbers"
Blinding? All outcomes	Yes	Objective outcome assessed
Follow-up of professionals?	Yes	Not applicable
Follow-up of patients?	Unclear	Not explicitly described
Baseline measurement?	Yes	"No significant differences in group characteristics were found"
Reliable outcome measures?	Yes	Objective outcome assessed
Protection against contamination?	No	Patients were randomized. Communication between the pharmacist and physician could have influenced usual care. "Seven sites participated in both study arms."

Sookaneknun 2004

Methods	RCT (randomized by patient)
Participants	university-affiliated community pharmacy and 2 primary care units in Thailand (Mahasarakham, Takonyarng village, Kharmrieng village) patients with hypertension patients -235 (intervention 118, control 117) health professionals - not clear practices - 3 no unit of analysis error
Interventions	targeted towards PATIENTS pharmacist provided monthly consultation and blood pressure monitoring vs usual care

	targeted towards HEALTH PROFESSIONALS pharmacist made medication regimen change recommendations to physicians after identifying drug-related problems length of the intervention - 30 to 50 minutes number of interventions - 6 (monthly) during 6 months	
Outcomes	PATIENT blood pressure	
Notes		
Risk of bias		
Item	Authors' judgement	Description
Allocation concealment?	Unclear	Not explicitly described (Per study - "Simple randomization technique was used")
Blinding? All outcomes	Yes	Objective outcome assessed
Follow-up of professionals?	Yes	Not applicable
Follow-up of patients?	Yes	227 of 235 patients completed the study
Baseline measurement?	Yes	"The two groups were equal in all variables"
Reliable outcome measures?	Yes	Objective outcome assessed
Protection against contamination?	No	Patients were randomized. Communication between the pharmacist and physician could have influenced usual care

Stergachis 1987

Methods	RCT (randomized by clinic)
Participants	outpatient primary care clinic that is part of a managed care organization in the United States (Washington) patients receiving NSAIDS and salicylates patients - not clear health professionals - 2 pharmacists, 17 physicians practices - 2 no unit of analysis error
Interventions	targeted towards PATIENTS (minimal) AND HEALTH PROFESSIONALS (primary intervention) pharmacist in family practice clinic provided educational/drug monitoring services to physicians

Stergachis 1987 (Continued)

	and counseling to patients vs usual care length of intervention - 6 months product related
Outcomes	PROCESS number of prescriptions drug ingredient costs operating cost of clinical pharmacy program PATIENT not measured
Notes	This was one of few studies that included an assessment of the cost of the intervention

Risk of bias

Item	Authors' judgement	Description
Allocation concealment?	Unclear	Allocation procedure not described explicitly
Blinding? All outcomes	Yes	Objective outcome assessed
Follow-up of professionals?	Yes	Data were included for all 17 physicians
Follow-up of patients?	Yes	Not applicable
Baseline measurement?	Yes	"There were no significant differences among" demographic characteristics
Reliable outcome measures?	Yes	Objective outcome assessed
Protection against contamination?	Unclear	Intervention part of broader education campaign affecting cases and controls

Taylor 2003

Methods	RCT (randomized by patient)
Participants	University of Alabama School of Medicine affiliated outpatient clinics in Alabama, United States patients with high risk for medication-related adverse effects (≥ 3 of the following: 5 or more medications, 12 or more doses/day, 4 or more medication changes in previous year, 3 or more concurrent diseases, history of medication noncompliance, drugs requiring therapeutic monitoring) patients - 81 patients enrolled (12 lost to follow-up); Study analyses based on 69 (33 intervention, 36 control) health professional (delivering intervention) - 4 practice - 3 no unit of analysis error

Interventions	targeted towards PATIENTS pharmacist performed pharmaceutical care including chart and medication review, patient education and therapeutic monitoring vs usual care length of the intervention - 20 min number of interventions - multiple during 12 months	
Outcomes	PROCESS Number of prescribed medications at 12 months Number of inappropriate prescriptions for various MAI domains PATIENT patients at goal for hypertension patients at goal for diabetes patients at goal for dyslipidemia patients at goal for anticoagulation QOL using SF-36 questionnaire	
Notes	Number of patients randomized not explicitly mentioned (appears to be 81) - not intention-to-treat analysis. Analysis based on number of patients who completed the study	
<i>Risk of bias</i>		
Item	Authors' judgement	Description
Allocation concealment?	Unclear	Not explicitly described
Blinding? All outcomes	Yes	Objective outcome assessed
Follow-up of professionals?	Yes	Not applicable
Follow-up of patients?	Yes	69 out of 81 patients completed the intervention
Baseline measurement?	Yes	"The intervention and control groups were not significantly different with respect to demographic characteristics and medication use, compliance, and knowledge"
Reliable outcome measures?	Yes	Objective outcome assessed
Protection against contamination?	No	Patients were randomized. Communication between the pharmacist and physician could have influenced usual care

Tsuyuki 2002

Methods	RCT (randomized by patient)
Participants	community pharmacies in 2 provinces of Canada: Alberta and Saskatchewan patients at high risk for cardiovascular disease: previous acute myocardial infarction, stable or unstable angina, coronary revascularization, cerebral or peripheral vascular disease, diabetes mellitus with at least 1 other cardiovascular risk factor (cigarette smoking, hypertension, positive family history of premature cardiovascular disease, obesity, sedentary lifestyle, hypercholesterolemia, male > 45 years old, female > 55 years old) patients - 675 (344 intervention, 331 control) health professional (delivering intervention) - unclear practice - 54 no unit of analysis error
Interventions	targeted towards PATIENTS pharmacist provided regular follow-ups to perform point-of-care cholesterol testing and educate patients regarding cardiovascular risk factors using patient brochure developed by Alberta Medical Association and the Clinical Quality Improvement Network targeted towards HEALTH PROFESSIONALS pharmacists faxed recommendations to patients' primary physician regarding disease management and testing length of intervention - not clear number of interventions - 5 episodes during 12 months
Outcomes	PROCESS # of new prescribed cholesterol-lowering medications # of modified pre-existing cholesterol-lowering medications PATIENT patients at goal for hyperlipidemia
Notes	-Tsuyuki 1999 is a companion paper for this study; Simpson 2001 ; Simpson 2004 are planned subgroup analyses of this paper.

Risk of bias

Item	Authors' judgement	Description
Allocation concealment?	Yes	"Computer generated sequence using block randomization (block size of 4) with stratification by study centre (pharmacy)"
Blinding? All outcomes	Yes	Objective outcome assessed
Follow-up of professionals?	Yes	Not applicable
Follow-up of patients?	Yes	657 out of 675 patients completed the study
Baseline measurement?	Yes	"Randomisation resulted in a balance of patient demographics"

Tsuyuki 2002 (Continued)

Reliable outcome measures?	Yes	Objective outcome assessed
Protection against contamination?	Unclear	Multi-center study could have minimized contamination. Patients were randomized. There was the possibility of communication between subjects within the same household or family

Turner 2000

Methods	RCT (randomized by practice)
Participants	outpatient practices in Avalon Peninsula, Newfoundland, Canada all physicians in the region were invited to participate in the study; intervention focused on physicians treating CHF (congestive heart failure) patients patients - not clear health professional (delivering intervention) - not clear practice - 72 unit of analysis error (no correction)
Interventions	targeted towards HEALTH PROFESSIONALS pharmacist provided academic detailing to physicians on use and dosage of ACEIs and ARBs for prevention and management of CHF using Canadian consensus guidelines on management of CHF vs no intervention length of the intervention - not clear number of interventions - 1 during 3 months
Outcomes	PROCESS utilization of ACEIs in patient receiving digoxin and furosemide for CHF targeted daily dose of ACEIs
Notes	Number of patients allocated to each group not reported Statistical analysis of results did not account for clustering and unit of analysis error

Risk of bias

Item	Authors' judgement	Description
Allocation concealment?	Unclear	Not explicitly described
Blinding? All outcomes	Yes	Objective outcome assessed
Follow-up of professionals?	Yes	"First and second interviews were successfully completed with 25 and 23 physicians, respectively, in the control group and 32 and 31 physicians in the intervention group"
Follow-up of patients?	Yes	Not Applicable

Turner 2000 (Continued)

Baseline measurement?	Unclear	Not explicitly described
Reliable outcome measures?	Yes	Objective outcome assessed
Protection against contamination?	Yes	"All members of a group practice were randomized to the same study group to minimize cross-contamination"

Van Veldhuizen 1995

Methods	RCT (by patient)
Participants	outpatient diabetes center in United States (Indiana) diabetic patients patients - 41 health professionals - 1 practices - 1 no unit of analysis error
Interventions	targeted towards PATIENTS 1-on-1 interaction with pharmacist plus follow-up vs group education from pharmacist vs standard education. length of intervention - 2 months product related
Outcomes	PROCESS not measured PATIENT knowledge of diabetes perception/attitudes towards diabetes, therapy, pharmacists blood glucose levels
Notes	

Risk of bias

Item	Authors' judgement	Description
Allocation concealment?	Unclear	Not explicitly described
Blinding? All outcomes	Yes	Objective outcome assessed
Follow-up of professionals?	Yes	Not applicable
Follow-up of patients?	No	Based on figures, 32 out of 41 patients completed the study (for blood glucose values)

Van Veldhuizen 1995 (Continued)

Baseline measurement?	Unclear	Not explicitly described, but there appears to be differences in the numbers presented (statistical significance not reported); data not reflected in a table or figure
Reliable outcome measures?	Yes	Objective outcome assessed
Protection against contamination?	Unclear	Not explicitly described; subjects recruited from the same Regional Diabetes Center

Watson 2001

Methods	cluster RCT (randomized by practice)
Participants	university affiliated teaching clinic outpatient general practices in Avon, United Kingdom health professional (delivering intervention) - 3 practice - 20 no unit of analysis error
Interventions	targeted towards HEALTH PROFESSIONALS pharmacist performed educational outreach visits to promote mailed practice guideline on NSAID use vs mailed practice guideline alone vs no intervention length of the intervention - less than 10 minutes number of interventions - 2 during 12 months
Outcomes	PROCESS change in volume of prescribing for ibuprofen, diclofenac and naproxen as % of total NSAID prescribing
Notes	

Risk of bias

Item	Authors' judgement	Description
Allocation concealment?	Unclear	Not explicitly described
Blinding? All outcomes	Yes	Objective outcome assessed
Follow-up of professionals?	Yes	Data are presented for all practices included in the study
Follow-up of patients?	Yes	not applicable
Baseline measurement?	Yes	"There were only slight differences in NSAID prescribing between the three groups at baseline"

Watson 2001 (Continued)

Reliable outcome measures?	Yes	Objective outcome assessed
Protection against contamination?	Yes	Randomised by practice

Weinberger 2002

Methods	RCT (by practice - 36 drugstores divided into 12 clusters of 3 geographically proximal drugstores)
Participants	CVS community pharmacies in Indianapolis, United States patients with COPD and asthma patients - 1113 asthma - 660 (pharmaceutical care program 262, peak flow monitoring control 233, usual care control 165) COPD - 453 (pharmaceutical care program 185, peak flow monitoring control 130, usual care control 138) health professional (delivering intervention) - not clear practice - 36 unit of analysis error (randomized by practice, analyzed by patient)
Interventions	targeted towards PATIENTS pharmaceutical care (patients received peak flow monitor + instructions for use, written educational materials, and monthly telephone calls from research personnel to collect PEFr results; pharmacist assessed PEFr results and other relevant medical information (medications, refill history, emergency department visits and hospitalizations) and implemented pharmaceutical care activities) vs peak flow monitoring (patients received peak flow monitors and instructions for use and monthly telephone calls from research personnel to collect peak flow PEFr results (results were not seen by the pharmacist)) vs usual care (patients did not receive peak flow monitors but received monthly follow-up phone calls from research personnel) length of the intervention - not clear number of interventions - mean 19.4 in asthma, 22.4 in COPD patients during 12 months
Outcomes	PATIENT peak flow rate (PEFR) (combined for asthma and COPD patients) at 12 months HRQOL (health-related quality of life) for asthma patients at 12 months HRQOL for COPD patients at 12 months
Notes	No statistical analysis done to adjust for unit of analysis error

Risk of bias

Item	Authors' judgement	Description
Allocation concealment?	Yes	"Used a randomized number chart"
Blinding? All outcomes	Yes	Objective outcome assessed

Weinberger 2002 (Continued)

Follow-up of professionals?	Yes	Not applicable
Follow-up of patients?	Yes	"Completed interviews with 947 patients (85.1%) at 6 months and 898 patients (80.7%) at 12 months. Completion rates did not differ significantly by disease or study group."
Baseline measurement?	No	DONE for asthma patients, NOT DONE for COPD patients; "study groups were comparable at baseline, except for race (asthma/COPD) and PEFr (COPD only)...we controlled for race in all analyses and for baseline PEFr among COPD patients only."
Reliable outcome measures?	Yes	Objective outcome assessed
Protection against contamination?	Yes	Sites were randomized in clusters.

Characteristics of excluded studies [ordered by study ID]

Study	Reason for exclusion
Abramowitz 1982	Hospital-based intervention
Bogden 1998	Not RCT
Bolas 2004	Hospital-based intervention
Bouvy 2003	Subjective primary outcome
Bozovich 2000	Not RCT
Brook 2003b	Subjective primary outcomes
Brook 2005	Subjective primary outcome
Bucci 2003	Intervention not performed solely by pharmacist - patients followed by a multidisciplinary team including a pharmacist
Charrois 2004	Design paper - no results reported. A search was performed for the completed manuscript. The completed manuscript was found by searching for studies that referenced the original design paper. The completed manuscript is not indexed in PubMed; it is in the Studies awaiting classification section and will be coded in Phase II
Chisholm 2001	Relevant and interpretable data are not presented

(Continued)

Cowper 1998	Economic data only reported as primary outcomes
Davidson 2000	Not RCT (experimental gp-not prospectively assigned)
de Maat 2004	Sequential study design
De Tullio 1987a	Subjective primary outcome
De Tullio 1987b	Not RCT
Erickson 1997	Not RCT
Fischer 2002	Resource utilization and costs only reported as primary outcomes
Fornos 2004	Design paper - no results reported. Manuscript for completed study is in Studies awaiting classification section
Forstrom 1990	Costs only reported as primary outcomes
Garnett 1981	Patient self-reported data
Gourley 1998	Subgroup analysis of Solomon 1998 ; focused on humanistic outcomes only
Helling 1979	RCT Subjective outcome measure - patient satisfaction only was measured
Holland 2005	Subjective primary outcomes
Ibrahim 1990	No control group
Jameson 2001	Subjective primary outcome - adverse effect and symptom score self reported by patients
Johnson 1998	Patient self-reported data
Jones 1991	Costs only reported as primary outcomes
Karki 1988	Hospital-based intervention
Knoell 1998	Not RCT
Krska 2001	Subjective primary outcome - pharmaceutical care issues identified by pharmacist
Lai 1998	Not RCT
Law 2003	Cost-savings only reported as primary outcome
Lim 2004	Relevant and interpretable data not reported for primary outcome

(Continued)

Malone 2000	Economic analysis only reported as primary outcome
Malone 2003	Not RCT
McKenney 1973	Not RCT
Murray 2004	Intervention not primarily performed by a pharmacist
Murray 2004a	Design paper - no results presented; Manuscript for completed study is in Studies awaiting classification section
Peterson 1995	Not RCT
Peterson 1996	Not RCT
Peterson 1997	Not RCT
Powers 1983	Not RCT
Raisch 1990	All three comparison groups included a pharmacist intervention, therefore there was no relevant control group for this review
Rathbun 2005	Subjective primary outcome (medication compliance)
Rodgers 1999	Not RCT
Rogers 1998	Cost-savings only reported as primary outcomes
Schaffner 1983	Not RCT
Sczupak 1977	Results not interpretable
Sellors 2001	Results not interpretable - no baseline data
Sellors 2003	Results not interpretable - no baseline data
Shaw 2000	Hospital-based intervention
Shibley 1997	Patients served as their own control
Sidel 1990	Subjective primary outcome
Simpson 2001	Subgroup analysis
Simpson 2004	Subgroup analysis
Smith 1999	Cost-savings only reported as primary outcome

(Continued)

Soumerai 1986	Cost-savings only reported as primary outcome
Steele 1989	Cost-savings only reported as primary outcome
Tamai 1987	Not RCT
Varma 1999	Hospital-based intervention
Vrijens 2006	Subjective primary outcome (medication compliance)
Wandless 1981	Subjective primary outcome (medication compliance)
Yamada 2005	Not RCT
Zermansky 2001	Primary outcome not relevant - number of changes to prescriptions over one year

DATA AND ANALYSES

Comparison 1. Pharmacist services targeted at patients versus services delivered by other health professionals

Outcome or subgroup title	No. of studies	No. of participants	Statistical method	Effect size
1 Outcomes Table: 2009 Review			Other data	No numeric data

Comparison 2. Pharmacist services targeted at patients versus the delivery of no comparable service

Outcome or subgroup title	No. of studies	No. of participants	Statistical method	Effect size
1 Outcomes Table: 2009 Review			Other data	No numeric data
2 Systolic Blood Pressure (mmHg)	4	734	Mean Difference (IV, Random, 95% CI)	-6.32 [-8.80, -3.83]
3 Diastolic Blood Pressure (mmHg)	4	734	Mean Difference (IV, Random, 95% CI)	-3.12 [-4.57, -1.67]
4 Decrease in HbA1C (%)	2	260	Mean Difference (IV, Random, 95% CI)	-0.75 [-1.41, -0.09]

Comparison 3. Pharmacist services targeted at health professionals versus the delivery of no comparable service

Outcome or subgroup title	No. of studies	No. of participants	Statistical method	Effect size
1 Outcomes Table: 2009 Review			Other data	No numeric data

Analysis 1.1. Comparison 1 Pharmacist services targeted at patients versus services delivered by other health professionals, Outcome 1 Outcomes Table: 2009 Review.

Outcomes Table: 2009 Review

Study	Primary outcomes	Pre-intervention (intervention vs control group)	Post-intervention (intervention vs control group)	Change due to intervention (intervention vs control group)	Result interval ($\Delta I - \Delta C$)	Significance	Notes
Hawkins 1979	PATIENT OUT-COMES 1. Mean systolic	1. 145 vs 143 2. 86 vs 86 3. 192 vs 182	1. 147 vs 141 2. 84 vs 84 3. 184 vs 189	1. 2 vs -2 2. -2 vs -2 3. -8 vs 7	1. 4 2. 0 3. 15	1. $p \leq 0.001$ 2. not sig 3. not sig	

Outcomes Table: 2009 Review (Continued)

blood pressure (mmHg)							
2. Mean diastolic blood pressure (mmHg)							
3. Mean fasting blood sugar (mg/dl)							

Analysis 2.1. Comparison 2 Pharmacist services targeted at patients versus the delivery of no comparable service, Outcome 1 Outcomes Table: 2009 Review.

Outcomes Table: 2009 Review

Study	Primary outcomes	Pre-intervention (intervention vs control group)	Post-intervention (intervention vs control group)	Change due to intervention (intervention vs control group)	Result interval ($\Delta I - \Delta C$)	Significance	Notes
Barbanel 2003	PATIENT Asthma symptom score - North of England asthma scale	26.3+/-4.8 vs 27.8+/-3.7	20.3+/-4.2 vs 28.1+/-3.6	-6.0 vs 0.3	7	p-value < 0.001 95% CI 4.40-9.50	
Bogden 1997	PATIENT 1. Total cholesterol-Men (mg/dl) 2. Total cholesterol-Women (mg/dl)	n/a	n/a	1. -57 vs -26 2. -37 vs -9	1. 31 2. 28	1. not significant 2. p<0.05	
Bond 2000	PROCESS # items prescribed (median quartile) PATIENT 1. Death rate (% patients) 2. Adverse drug reactions (% patients)	PROCESS not reported PATIENT 1. n/a 2. n/a	PROCESS 2 vs 3 PATIENT 1. 3.6 vs 3.8 2. 8.3 vs 6.7	PROCESS n/a PATIENT 1. n/a 2. n/a	PROCESS n/a PATIENT 1. n/a 2. n/a	PROCESS p-value 0.0001 PATIENT 1. p-value NS* 2. p-value 0.259	*exact value not reported

Outcomes Table: 2009 Review (Continued)

Borenstein 2003	PATIENT 1. Systolic blood pressure (mmHg) 2. Diastolic blood pressure (mmHg) 3. % pts achieving blood pressure control	1. 162 vs 156 2. 92 vs 90 3. n/a	1. 140 vs 145 2. 85 vs 82 3. 60 vs 43 %	1. -22 vs -11 2. -7 vs -8 3. n/a	1. 11 † 2. 1 † 3. 17%†	1. p-value <0.01 2. p-value <0.01 3. p-value 0.02	†calculated from reported data
Brook 2003a	PATIENT SCL - general anxiety subscale*	3.1 vs 2.8	1.8 vs 1.8	-1.3 vs -1.0†	0.3†	p-value 0.4	*intention-to-treat analysis, group mean imputation (GMI) †calculated from reported data
Capoccia 2004	PATIENT SCL-20 score at 12 mo (mean(SD))	1.83(0.10) vs 1.75(0.10)	0.75 vs 0.6*	-1.08 vs -1.15†	-0.07†	p-value 0.92	*data estimated from graph †calculated from reported data
Choe 2005	PATIENT Hemoglobin A1c (%) (mean(SD))	10.1(1.8) vs. 10.2(1.7)*	8.0(1.4) vs. 9.3(2.1)	-2.1(2.5) vs -0.9(2)	1.2†	p-value 0.03	†calculated from reported data *SIG lower in control group at baseline (p-value 0.046)
Clifford 2005	PATIENT Hemoglobin A1c (%)	7.5 vs. 7.1	7 vs. 7.1†	-0.5 vs 0	0.5†	p-value 0.002*	†calculated from reported data
Cody 1998	PATIENT OUTCOME Quality of Life SF36	n/a	n/a	n/a	n/a	change not statistically significant	
Finley 2003	PATIENT 1. BIDS score (mean(SD)) 2. % pts with	1. 18.7(5.8) vs 18.3(5.8) 2. n/a 3. n/a	1. 12.1 vs 9.4† 2. 40.7 vs 54.1 3. 55.6 vs 58.	1. -6.6(7.3) vs -8.9(8.3) 2. n/a 3. n/a	1. -2.3† 2. n/a 3. n/a	1. p-value 0.23 2. p-value 0.	†calculated from reported data

Outcomes Table: 2009 Review (Continued)

	≥50% reduction in BIDS score 3. % pts with remission (BIDS score < 9) 4. % patients with reduction in WSDS score	4. n/a	3 4. 56 vs 67	4. n/a	4. n/a	27 3. p-value 0.36 4. p-value 0.36	
Gattis 1999	PATIENT All cause mortality and heart failure events at 6 mo (# of events)	n/a	4 vs 16 (OR 0.22)	n/a		p-value 0.005 (OR 95% CI 0.06, 0.63)	
Gonzalez-Martin 2003	PATIENT 1. PAQLQ score (mean(SD)): a) emotions domain b) activities domain c) symptoms domain 2. Spirometry testing (mean (SD)): a) FVC b) FEV1	1. a) 5.2(0.4) vs 5.2(0.4)‡ b) 3.8(0.3) vs 4.0(0.3)‡ c) 4.1(0.5) vs 4.6(0.4)‡ 2. a) 3.08(0.97) vs 2.66(0.19) b) 2.41(0.76) vs 2.34(0.22)	1. a) 6.5 vs 5.3 b) 6 vs 4.1 c) 6 vs 4.8 a) 3.13(1.14) vs 2.85(0.29) b) 2.48(0.89) vs 2.51(0.27)	1. a) 1.3 vs 0.1 b) 2.2 vs 0.1 c) 1.9 vs 0.2 a) 0.07 vs 0.19† b) 0.07 vs 0.17†	1. a) 1.2 b) 2.1 c) 1.7 2. a) -0.12† b) -0.1†	1. a) p-value < 0.001 b) p-value < 0.001 c) p-value < 0.002 2. a) p-value NS* b) p-value NS*	*exact p-value not provided †calculated from reported data ‡ data extrapolated from a graph
Goodyer 1995	PATIENT OUT-COMES Exercise test (1. distance in 6 min and 2. distance till breathless)	1. 138 vs 145 2. 85 vs 91	1. 159 vs 123 2. 111 vs 71	1. 21 vs -22 † 2. 26 vs -20†	1. 43† 2. 46†	p<0.001 (unclear for which outcome)	†calculated from reported data
Hanlon 1996	PATIENT SF 36 (Health Related Quality of Life) SF-	1. n/a	1. n/a	1. n/a	1. n/a	1. p=0.99 (NS all domains)	

Outcomes Table: 2009 Review (Continued)

	36 domains: physical functioning, social functioning, physical role function, emotional role function, mental health, energy, pain, general health perception						
Jaber 1996	PATIENT 1. Fasting plasma glucose (mmol/L) 2. Glycated hemoglobin (%) 3. Quality of life	1. 11.1 (4.0) vs 12.7 (4.7) 2. 11.5 (2.9) vs 12.2 (3.5) 3. n/a	1. 8.5 (2.3) vs 11 (3.9) 2. 9.2 (2.1) vs 12.1 (3.7) 3. n/a	1. -2.6 vs -1.8 2. -2.2 vs -0.1 3. n/a	1. 0.8† 2. 2.1† 3. n/a	1. p<0.05 (in final fasting plasma glucose) 2. p<0.05 (mean absolute change in glycated hemoglobin) 3. no stat sig differences*	*p-value not reported †calculated from reported data
Jackson 2004	PATIENT 1. % pts with therapeutic INR 2. median INR 3. total bleeding up to 90 days after discharge (% pts)	1. 42 vs 45 2. 2.0 vs 2.2 3. n/a	1. 67 vs 41 2. 2.4 vs 2.1 3. 15 vs 36	1. 25 vs -4 2. 0.4 vs -0.1 3. n/a	1. 29 2. 0.5 3. n/a	1. p-value 0.01* 2. p-value 0.84* 3. p-value 0.009	*p-value for I vs C at day 8
Jameson 1995	PRO-CESS OUT-COMES 1. # of drugs 2. doses of drugs/day	1. 5.6 vs 5.7 2. 9.5 vs 9.9	1. 5.0 vs 6.2 2. 7.9 vs 10.5	1. -0.6 vs 0.5 2. -1.6 vs 0.6	1. 1.1 2. 2.15	1. p=0.004 2. p=0.007	
Malone 2001	PATIENT HRQOL change over 12 mo - SF-36 do-	n/a	n/a	n/a	n/a	*p-value < 0.05	bodily pain and change in health domains were significantly

Outcomes Table: 2009 Review (Continued)

	mains: physical functioning, role physical, bodily pain*, general health perceptions, vitality*, social functioning, role emotional, mental health*, change in health*						higher in control group at baseline
Mehos 2000	PATIENT 1. Systolic blood pressure (mmHg) (mean(SD)) 2. Diastolic blood pressure (mmHg) (mean(SD)) 3. Mean arterial blood pressure (mmHg) (mean(SD))	1. 157.9 (16.4) vs 153.9(14.6) 2. 91.1(10.8) vs 89.6(9.8) 3. 113.4(8.0) vs 111.0(6.4)	1. 140.8 vs 146.9 2. 80.6 vs 85.8 3. 100.7 vs 106.1	1. -17.1 vs -7 2. -10.5 vs -3.8 3. -12.7 vs -4.9	1. 10.1 † 2. 6.7 † 3. 7.8 †	1. p-value 0.069 2. p-value 0.022 3. p-value 0.01	†calculated from reported data
Meredith 2002	PRO-CESS - improvement in prescribing 1. any medication use (% pts) 2. therapeutic duplication (% pts) 3. cardiovascular medication use (% pts) 4. psychotropic medication use (% pts) 5. NSAID use	1. n/a 2. n/a 3. n/a 4. n/a 5. n/a	1. n/a 2. n/a 3. n/a 4. n/a 5. n/a	1. 50 vs 38 2. 70.8 vs 23.5 3. 55 vs 17.6 4. 40.3 vs 31.6 5. 42.2 vs 52.1	1. 12 2. 47.3 3. 37.4 4. 8.8 5. -10	1. p-value 0.05, 95% CI 0-24 2. p-value 0.003, 95% CI 20.2-74.5 3. p-value 0.02, 95% CI 9-65.7 4. p-value > 0.2, 95% CI -9.7-27.4 5. p-value > 0.2, 95% CI -30.4-10.5	calculated from reported values

Outcomes Table: 2009 Review (Continued)

Odegard 2005	PATIENT 1. HbA1C at 6 mo (end of intervention) (%) (mean(SD)) 2. HbA1C at 12 mo (6 mo usual care follow-up) (%) (mean(SD))	1. 10.2(0.8) vs 10.6(1.4) 2. 10.2(0.8) vs 10.6(1.4)	1. 8.7 vs 8.8‡ 2. 8.2 vs 8.3‡	1. -1.5 vs -1.8† 2. -2 vs -2.3†	1. 0.3† 2. 0.3†	p-value 0.61	†calculated from reported data ‡ data extrapolated from a graph
Okamoto 2001	PATIENT *Note-authors did not define units for all outcomes; based on other data reported in study, it is assumed that data is reported as (mean(SD)).* 1. Systolic blood pressure (mmHg) 2. Diastolic blood pressure (mmHg) 3. QOL - SF-36 domains: physical functioning, role-physical*, bodily pain, general health, vitality, social functioning, role-emotional, mental health	1. 144.23(18.4) vs 142.91(18) 2. 82.79(11.2) vs 82.13(11.4) 3. n/a	1. 135.10(15.3) vs 141.66(17.90) 2. 77.65(11.2) vs 80.67(10.2) 3. n/a	1. -9.13(17.1) vs -1.32(15.7) 2. -5.14(9.2) vs -1.46(10.1) 3. n/a	1. 7.81 † 2. 3.68 † 3. n/a	1. p-value < 0.001 2. p-value < 0.001 3. *p-value SIG	†calculated from reported data
Park 1996	PATIENT OUT-COMES 1.	1. 155 (21.1) vs 147.9 (18.6)	1. 143.2 (11.5) vs 148.6 (20.1)	1. -11.8 vs 0.7 2. -4.7 vs 0.4 3. n/a	1. 12.5 2. 5.1 3. n/a	1. no p-value reported 2. no p-value	

Outcomes Table: 2009 Review (Continued)

	Systolic Blood Pressure (mmHg) 2. Diastolic Blood Pressure (mmHg) 3. Health Status Questionnaire (HSQ)	2. 87.9 (9.9) vs 83.3 (8.5) 3. n/a	2. 83.2 (8) vs 83.7 (10.9) 3. n/a			reported 3. p<0.05 only in energy/fatigue category (no sig in other 7 categories)	
Paulos 2005	PATIENT 1. Total cholesterol (mg/dL) 2. Triglycerides (mg/dL) 3. % pts with decrease in total cholesterol 4. % pts with decrease in triglycerides	1. 205.1 (44.7) vs 203.2(40.6) 2. 190.7(88.7) vs 163.6(116.4) 3. n/a 4. n/a	1. 178 (31.1) vs 199.1(37.6) 2. 140.3(47.6) vs 193.2(108.0) 3. 72.8 vs 33.3 4. 77.3 vs 27.8	1. -27.1(41.1) vs -1.4(37.2) 2. -50.5(80.3) vs 29.6(118.5) 3. n/a 4. n/a	1. 25.7 2. 80.0 3. n/a 4. n/a	1. p-value 0.0266* 2. p-value 0.0169* 3. p-value n/a 4. p-value n/a	*p-value for change in intervention group over study period
Peterson 2004	PATIENT cholesterol levels - mmol/L (mean(SD))	4.8(0.70) vs 4.8(0.9)	4.4(0.6) vs 4.6(0.8)	-0.4 VS -0.2†	0.2†	p-value 0.24*	*p-value for I vs C at follow-up †calculated from reported data
Rickles 2005	PATIENT ≥50% improvement in BDI-II score (# (%) pts)	n/a	21 (75) vs 21 (65.6)	n/a	n/a	p-value NS*	*exact value not reported
Sadik 2005	PATIENT 1. mean distance walked in two min test @ 12 mo (meters) 2. QOL - SF-36 domains: physical functioning, role-physical*, bodily pain*,	1. 124 vs 120.8 2. n/a	1. 140.2 vs 117.2 2. n/a	1. 16.2 vs -3.6 † 2. n/a	1. 19.8 † 2. n/a	1. p-value 0.001‡ 2. *p-value SIG	†calculated from reported data ‡p-value for I vs C at 12 months

Outcomes Table: 2009 Review (Continued)

	general health, vitality*, social functioning*, role-emotional*, mental health*						
Sarkadi 2004	PATIENT 1. Hemoglobin A1c at 12 months (end of study) (%) 2. Hemoglobin A1c at 24 months (follow-up) (%)	1. 6.5 vs. 6.5† 2. 6.5 vs. 6.5†	1. 6.3 vs. 6.4† 2. 6.2 vs. 6.6†	1. -0.2 vs. -0.1† 2. -0.3 vs. 0.15†	1. 0.1† 2. 0.4†	1. p-value NS*‡ 2. p-value 0.023‡	*actual value not provided †values extrapolated from graph ‡p-value for I vs C at the end of study period
Schneider 1982	PATIENT 1. Systolic blood pressure (mmHg) 2. Diastolic blood pressure (mmHg)	1. 169 vs 162 2. 98 vs 97	1. 139 vs 153 2. 89 vs 92	1. -20 vs -9 † 2. -9 vs -5 †	1. 11 † 2. 4 †	1. p-value <0.05* 2. p-value <0.05*	*p-value for I vs C at 12 mo †calculated from reported data
Solomon 1998	PATIENT 1. Systolic Blood Pressure - 1st measurement (mmHg) (mean(SD)) 2. Systolic Blood Pressure - 2nd measurement (mmHg) (mean(SD)) 3. Diastolic Blood Pressure - 1st measurement (mmHg) (mean(SD)) 4. Diastolic Blood	1. 146.7 (16.8) vs 146.2(17.0) 2. 144.4 (17.2) vs 146.4(16.3) 3. 84.6(13.2) vs 87.0(10.9) 4. 85.0(13.0) vs 86.0(10.4) 5. 2.63(2.33) vs 2.03(1.71) 6. 0.7(0.092) vs 0.68(0.94)	1. 138.5 (13.9) vs 144.9(21.3) 2. 138.2 (12.9) vs 144.0(20.1) 3. 80.2(9.6) vs 83.2(11.5) 4. 80.6(8.7) vs 83.3(11.5) 5. 2.24(2.46) vs 2.44(2.26) 6. 0.87(1.10) vs 1.24(1.48)	1. -8.2 vs -1.3 2. -6.2 vs -2.4 3. -4.4 vs -3.8 4. -4.4 vs -2.7 5. -0.39 vs 0.41† 6. 0.17 vs 0.56†	1. 6.9 † 2. 3.8 † 3. 0.6 † 4. 1.7 † 5. 0.8† 6. 0.39†	1. p-value 0.044‡ 2. p-value NS** 3. p-value NS** 4. p-value NS** 5. p-value NS** 6. p-value NS**	†calculated from reported data ‡p-value for I vs C at the end of intervention *p-value for I vs C at end of intervention ** actual p-values not reported

Outcomes Table: 2009 Review (Continued)

	Pressure - 2nd measurement (mmHg) (mean(SD)) 5. BORG Scale - pre-challenge score 6. BORG Scale - post-challenge score						
Sookaneknun 2004	PATIENT 1. Systolic blood pressure (mmHg) (mean(SD)) 2. Diastolic blood pressure (mmHg) (mean(SD)) 3. % patients controlled for systolic blood pressure and diastolic blood pressure	1. 144.76(19.69) vs 142.41(19.81) 2. 85.72(13.56) vs 85.86(12.94) 3. 22.9 vs 17.9	1. 121.47(14.90) vs 124.77(17.97) 2. 71.55(10.80) vs 74.23(11.87) 3. 66.1 vs 57.3	1. -23.29(19.10) vs -18.64(17.67) 2. -14.18(11.20) vs -11.73(10.08) 3. 43.2 vs 39.4	1. 4.65 † 2. 2.45 † 3. 3.8%	1. p-value <0.001 2. p-value <0.001 3. p-value 0.061	†calculated from reported data
Taylor 2003	PROCESS 1. # of medications at 12 mo (mean(SD)) 2. # of inappropriate prescriptions for all MAI domains PATIENT 1. # (%) pts at goal for hypertension 2. # (%) pts at goal for diabetes 3. # (%) pts at goal for dyslipidemia 4. # (%) pts at	PROCESS 1. 6.3(2.2) vs 5.7(1.7) 2. 831 vs 895 PATIENT 1. 3 (12.5) vs 9 (31) 2. 3 (23.1) vs 9 (56.3) PATIENT 3. 2 (10.5) vs 3 (15.8) 4. 1 (25) vs 3 (50) 5. n/a	PROCESS 1. 4.7(2.0) vs 6.2(2.0) 2. 264 vs 978 PATIENT 1. 22 (91.7) vs 8 (27.6) 2. 13 (100) vs 5 (26.7) 3. 14 (77.8) vs 1 (5.9) 4. 4 (100) vs 1 (16.7) 5. n/a	PROCESS 1. -1.6 vs 0.5† 2. -567 vs 83† PATIENT 1. 19 (79.2) vs -1 (-3.4)† 2. 10 (76.9) vs -4 (-29.6)† 3. 12 (67.3) vs -2 (-9.9)† 4. 3 (75) vs -2 (-33.3)† 5. n/a	PROCESS 1. 2.1† 2. 650† PATIENT 1. 20 (82.6)† 2. 14 (106.5)† 3. 14 (77.2)† 4. 5 (108.3)† 5. n/a	PROCESS 1. p-value 0.002* 2. not reported PATIENT 1. p-value 0.001* 2. p-value 0.001* 3. p-value 0.001* 4. p-value 0.048* 5. p-value NS (all domains)	†calculated from reported data *p-value for I vs C at 12 mo

Outcomes Table: 2009 Review (Continued)

	goal for anti-coagulation 5. QOL - SF-36 domains: physical functioning, social functioning, physical role function, emotional role function, mental health, energy, pain, general health perception						
Tsuyuki 2002	HEALTH PROFESSIONAL % patients reaching a composite outcome†	n/a	57 vs. 31% (odds ratio 3.0)	n/a	n/a	p-value <0.001 95% CI 2.2-4.1	†composite score of complete cholesterol panel done by PCP OR new prescription for cholesterol lowering medication OR increase in dosage of cholesterol lowering medication
Van Veldhuizen 1995	PATIENT OUTCOMES Mean Blood glucose levels (mg/dl) (Group II=1st; Group III=2nd; Control=3rd)	164† vs 168† vs 189†	140† vs 152† vs 158†	-24† vs -16† vs -31†	Gp II vs C = 7* Gp III vs C = 15*	Pts in intervention groups achieved lower average weekly blood glucose values than control group (p<0.05)	†values extrapolated from graph *calculated
Weinberger 2002	PATIENT (PC vs PFM vs UC)* 1. unadjusted PERFs at 12	1. 63.8(21.6) vs 61.2(22) vs 60.4(22) 2. n/a	1. 65.5(19.5) vs 64.2(21.5) vs 61.6(22.6) 2. n/a	1. -1.7 vs -3 vs -1.2† 2. n/a	1. 1.3 (PC vs PFM), 0.5 (PC vs UC)† 2. n/a	1. p-value 0.006 across all groups, 0.28 for PC vs PFM at 12 mo	*PC = pharmaceutical care program PFM =

Outcomes Table: 2009 Review (Continued)

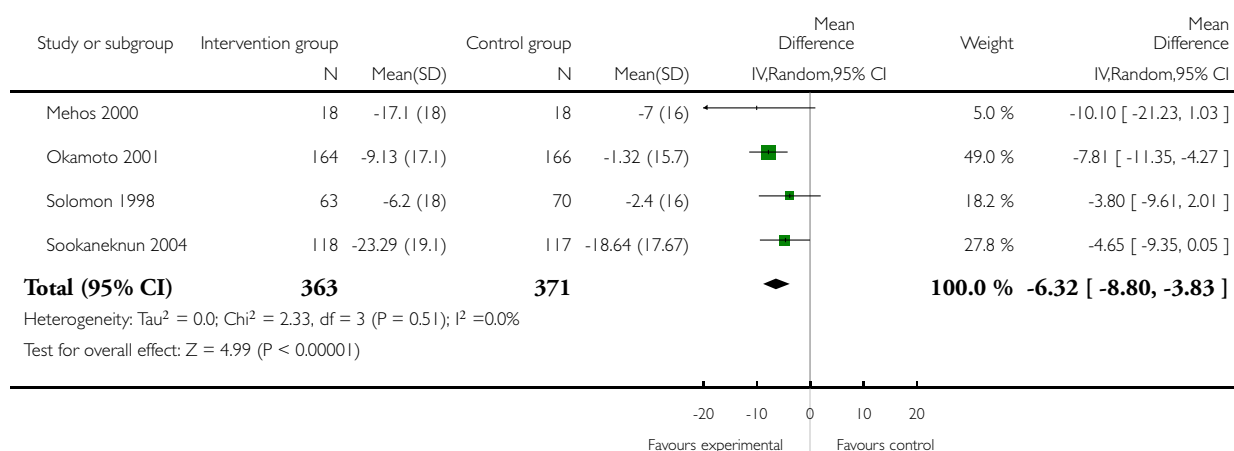
	mo (% predicted) (mean (SD))					2. p-value NS	peak flow meter monitoring program
	2. overall HRQOL with asthma, COPD						UC = usual care program †calculated from reported data

Analysis 2.2. Comparison 2 Pharmacist services targeted at patients versus the delivery of no comparable service, Outcome 2 Systolic Blood Pressure (mmHg).

Review: Effect of outpatient pharmacists' non-dispensing roles on patient outcomes and prescribing patterns

Comparison: 2 Pharmacist services targeted at patients versus the delivery of no comparable service

Outcome: 2 Systolic Blood Pressure (mmHg)

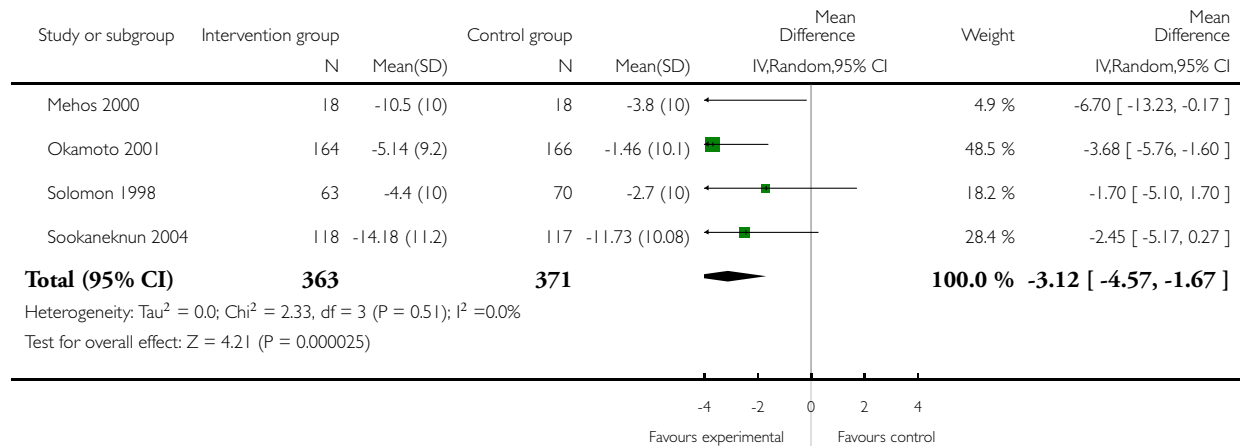


Analysis 2.3. Comparison 2 Pharmacist services targeted at patients versus the delivery of no comparable service, Outcome 3 Diastolic Blood Pressure (mmHg).

Review: Effect of outpatient pharmacists' non-dispensing roles on patient outcomes and prescribing patterns

Comparison: 2 Pharmacist services targeted at patients versus the delivery of no comparable service

Outcome: 3 Diastolic Blood Pressure (mmHg)

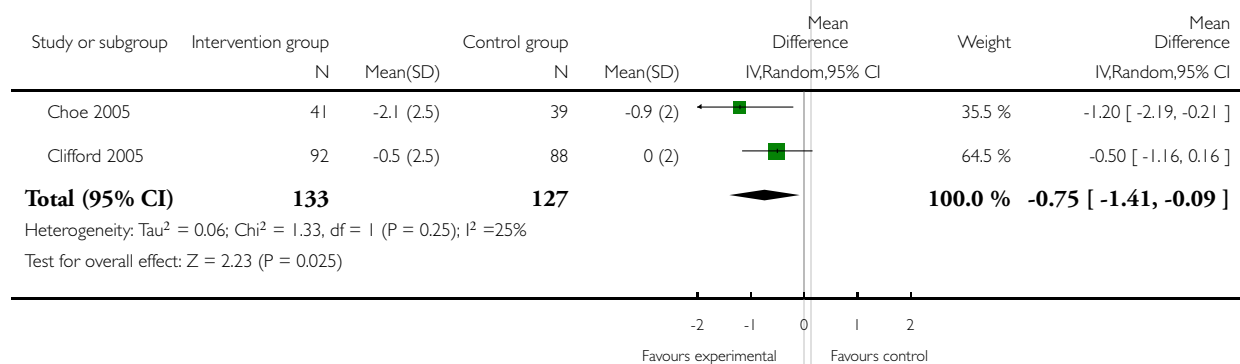


Analysis 2.4. Comparison 2 Pharmacist services targeted at patients versus the delivery of no comparable service, Outcome 4 Decrease in HbA1C (%).

Review: Effect of outpatient pharmacists' non-dispensing roles on patient outcomes and prescribing patterns

Comparison: 2 Pharmacist services targeted at patients versus the delivery of no comparable service

Outcome: 4 Decrease in HbA1C (%)



Analysis 3.1. Comparison 3 Pharmacist services targeted at health professionals versus the delivery of no comparable service, Outcome 1 Outcomes Table: 2009 Review.

Outcomes Table: 2009 Review

Study	Primary outcomes	Pre-intervention (I vs C)	Post-intervention (I vs C)	Change due to intervention (I vs C)	Result interval (I - C)	Significance Measure	Notes
Diwan 1995	PROCESS number of Rx of lipid-lowering drugs/month	Women: 25.6 vs 22 Men: 20 vs 17	Women: 35.5 vs 21 Men: 28 vs 20.6	Women: 9.9 vs -1† Men: 8 vs 3.6†	Women: 10.9† Men: 4.4†	n/a* Stat sig change in # of Rxs among women	*exact value not reported †calculated from reported data
Freemantle 2002	PROCESS increase in # of pts treated according to practice guidelines	n/a	n/a	n/a	5.2% (OR = 1.24)	95% CI 1.7, 8.7 (OR 95% CI 1.07-1.42)	
Hall 2001	PROCESS 1. change in omeprazole use due to intervention 2. change in metronidazole use due to intervention	1. n/a 2. n/a	1. n/a 2. n/a	1. n/a 2. n/a	1. -0.02 dose units per year 2. -0.005 dose units per year	1. 95% CI -0.12, 0.08 2. 95% CI -0.025, 0.015	
Ilett 2000	PROCESS Antibiotic prescribing (# all ABX RXs)	5182 vs 6666	7262 vs 9654	-2080 vs -2988	-908	p-value n/a*	*not reported
Stergachis 1987	PROCESS number of Rx per 1000 enrollees per physician (1. piroxicam, 2. ibuprofen, 3. salicylates)	1. 58 vs 27 2. 167 vs 194 3. 142 vs 114	1. 55 vs 40 2. 183 vs 202 3. 213 vs 125	1. -3 vs 13† 2. 16 vs 8† 3. 71 vs 11†	1. -16† 2. 8† 3. 60†	1. ns* (p-value n/a) 2. ns* (p-value n/a) 3. sig* (p-value n/a)	*exact value not reported †calculated from reported data

Outcomes Table: 2009 Review (Continued)

Turner 2000	PROCESS 1. utilization of ACEIs in patient receiving digoxin and furosemide for CHF (# of patients) 2. targeted daily dose of ACEIs (# of patients)	1. 71 vs 40 2. 52 vs 29	1. 72 vs 38 2. 59 vs 28	1. 1 vs -2† 2. 7 vs -1†	1. 3† 2. 8†	1. p-value NS* 2. p-value 0.14	*exact value not reported †calculated from reported data
Watson 2001	prescribing of ibuprofen, diclofenac and naproxen as % of total NSAID prescribing (mean %(SD)) (intervention vs mailed guideline vs no intervention)	78.1(2.6) vs 79.0(4.9) vs 77.0(7.6)	82.7(2.6) vs 81.2(3.7) vs 80.3(7.2)	4.6 vs 2.2 vs 3.3†	1. 2.1 (intervention vs no intervention) 2. 1.6 (intervention vs mailed guideline)	1. 95% CI -0.8, 5.0 2. 95% CI -1.4, 4.7	†calculated from reported data

APPENDICES

Appendix I. EPOC search strategy (Phase I of review)

20 March 2007
 (pharmacy or pharmacies)
 (pharmacist*)
 (limit to yr=1999-2007)

Appendix 2. MEDLINE/EMBASE search strategy (Phase II of review)

Database: Ovid MEDLINE(R) <1950 to March Week 4 2008>

Search Strategy:

1 Pharmacy/ (7133)
2 Pharmacists/ (7094)
3 Community Pharmacy Services/ (1561)
4 (pharmacy or pharmacies or pharmacist?).tw. (26558)
5 or/1-4 (33073)
6 Outpatients/ (4996)
7 Ambulatory Care/ (29634)
8 (outpatient? or clinic? or ambulatory).tw. (232669)
9 or/6-8 (244132)
10 5 and 9 (2527)
11 randomised controlled trial.pt. (252479)
12 random\$.tw. (403476)
13 control\$.tw. (1640371)
14 intervention\$.tw. (283147)
15 evaluat\$.tw. (1307567)
16 or/11-15 (3081343)
17 10 and 16 (1269)
18 animal/ (4234665)
19 human/ (10283089)
20 18 not (18 and 19) (3195568)
21 17 not 20 (1268)
22 limit 21 to yr="1999 - 2008" (810)

Appendix 3. EMBASE search strategy (Phase II of review)

Database: EMBASE <1980 to 2008 Week 13>

Search Strategy:

1 Pharmacy/ (20653)
2 Pharmacist/ (20352)
3 Clinical Pharmacy/ (2338)
4 (pharmacy or pharmacies or pharmacist?).tw. (28822)
5 or/1-4 (47390)
6 Outpatient/ (18861)
7 Outpatient Care/ (11815)
8 Ambulatory Care/ (6629)
9 (outpatient? or clinic? or ambulatory).tw. (178841)
10 or/6-9 (188274)
11 5 and "12".mp. [mp=title, abstract, subject headings, heading word, drug trade name, original title, device manufacturer, drug manufacturer name] (1831)
12 Randomized controlled trial/ (155932)
13 random\$.tw. (365568)
14 experiment\$.tw. (710140)
15 (time adj series).tw. (6431)
16 (pre test or pretest or posttest or post test).tw. (6933)
17 impact.tw. (205541)

18 intervention\$.tw. (250052)
19 chang\$.tw. (1151986)
20 evaluat\$.tw. (1119409)
21 effect\$.tw. (2558556)
22 compar\$.tw. (1897202)
23 control\$.tw. (1399426)
24 or/12-23 (5527329)
25 11 and 24 (1338)
26 Nonhuman/ (3042239)
27 25 not 26 (1255)
28 limit 27 to yr="1999 - 2008" (944)

F E E D B A C K

Pharmacist interventions

Summary

Where and how pharmacist can intervene in e-prescribing to reduce or prevent doctor's errors?

I certify that I have no affiliations with or involvement in any organisation or entity with a direct financial interest in the subject matter of my criticisms.

Reply

Reply from Dr. Lisa Bero,

E-prescribing is not within the scope of our review as not all e-prescribing interventions involve pharmacists and, in fact, none of the studies in our review involved e-prescribing. However, we will mention in the discussion update that pharmacists have a potential role in e-prescribing and cite some work that Helene Lipton has done in this regard. This has been published in abstract; a full paper is being prepared.

I certify that I have no affiliations with or involvement in any organisation or entity with a direct financial interest in the subject matter of my criticisms.

Contributors

Lay Hook Kam, pharmacist

WHAT'S NEW

Last assessed as up-to-date: 17 January 2000.

Date	Event	Description
1 December 2010	Amended	Conflict of interest modified.

HISTORY

Protocol first published: Issue 2, 1995

Review first published: Issue 4, 1997

Date	Event	Description
16 June 2010	New citation required but conclusions have not changed	New search, criteria for included studies changed to only include RCTs, new authors
16 June 2010	New search has been performed	Reconciled old and new studies
21 August 2008	Amended	Converted to new review format.
18 January 2000	New citation required and conclusions have changed	Substantive amendment

CONTRIBUTIONS OF AUTHORS

LB conceived of the idea for the review.

For the first version of this review (1997), LB, NM (see [Acknowledgements](#)) and CB developed the search strategy, decided which studies should be included, extracted data from the studies, and developed the tables. KB (see [Acknowledgements](#)) conducted hand searches and extracted data. LB drafted the paper and all authors commented on the manuscript. LB is guarantor for the review.

For the last update of this review (2000), JB and LB, decided which studies should be included. JB, LB, and CB extracted data from the studies. JB drafted the review and all authors commented on the draft. LB is guarantor for the review.

For this update (2010), OM, NN, and LB reviewed studies for inclusion. OM, NN, TC, CY, and JB extracted data from the studies. NN and OM wrote the review, with contributions from TC, CY, and LB. NN is the guarantor for the review.

DECLARATIONS OF INTEREST

Christine Bond is involved in a study that could be eligible for inclusion in a future update to this review.

SOURCES OF SUPPORT

Internal sources

- University of California, San Francisco, USA.
- University of Aberdeen, UK.
- Institut Central des Hôpitaux Valaisans, Sion, Switzerland.

External sources

- No sources of support supplied

NOTES

This is Phase I of a two-part review. Phase I includes results from the EPOC search. Phase II will include results from the MEDLINE/EMBASE searches.

INDEX TERMS

Medical Subject Headings (MeSH)

*Ambulatory Care; *Community Pharmacy Services; *Delivery of Health Care; *Outcome Assessment (Health Care); *Professional Role; Hypertension [drug therapy]; Patient Education as Topic; Pharmacists; Physician's Practice Patterns; Prescription Drugs [supply & distribution; therapeutic use]; Randomized Controlled Trials as Topic

MeSH check words

Humans